

41% of households with school-age children have at least one school-aged child not enrolled in formal education*
24.6% of school-aged children are not enrolled in formal education

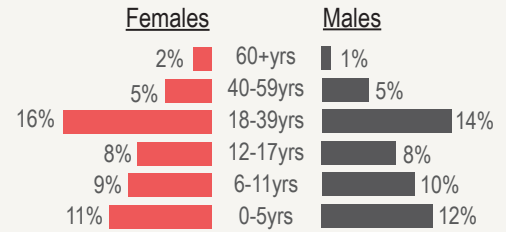
REACH, in partnership with UNICEF, has conducted six population counts in Zaatari camp since its inception in July 2012. These camp-wide assessments improve distribution efficiency and infrastructure planning in the short to medium term by providing a snapshot of the spatial distribution and demographic make-up of the population. The latest population count was conducted on 13th-23rd December 2015 and recorded information regarding household location, demographics, shelter type, and area of origin, as well as date of arrival and intentions of families to leave the camp. Respondents were asked about the presence of household members with restricted mobility, access to private toilets, and the enrolment of school-aged children in formal and informal education. The present factsheet details the education findings, which can be used to guide initiatives that aim to increase the number of school-aged children receiving education across the camp. It is important to note that these findings are self-reported by the respondent and should be considered as indicative of the enrolment rates of the children present in the camp at the time of the assessment. For a broader overview of participation in formal education in Zaatari camp, the results can be cross-referenced with Ministry of Education enrolment and attendance figures.

*Findings are based on information reported by the households in Zaatari camp who were both available and willing to participate during the data collection period. 315 households in the camp were unassessed, of these 171 were reported by neighbours to be uninhabited. Enumerators conducted three revisits to each unassessed household to ensure sufficient opportunity to be counted in the assessment.

Recorded Camp Population

Individuals: **71,227****

Households: **12,916**

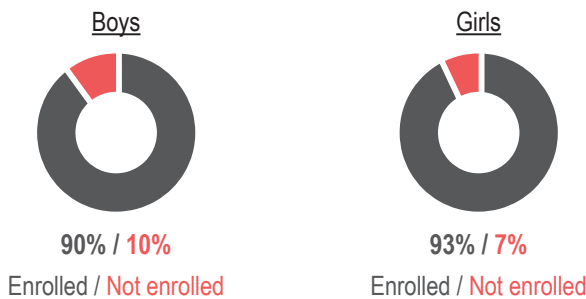


**At the time of data collection there were 79,230 individuals registered in Zaatari camp by UNHCR.

Formal Education¹

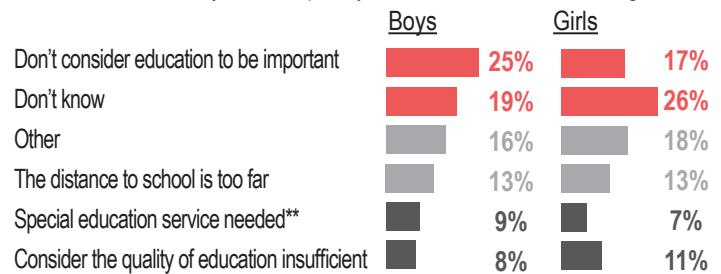
Enrolment: 6-11 years

The proportion of 6-11 year olds enrolled in formal education, by sex:



Reasons for not enrolling: 6-11 years

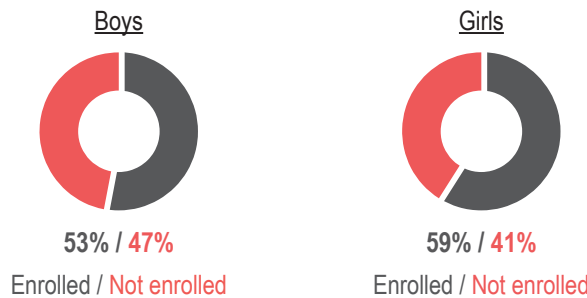
The proportion of households with at least one child of 6-11 years not enrolled in formal education, by most frequently cited reasons for not enrolling*:



*Multiple answers could be selected by each respondent

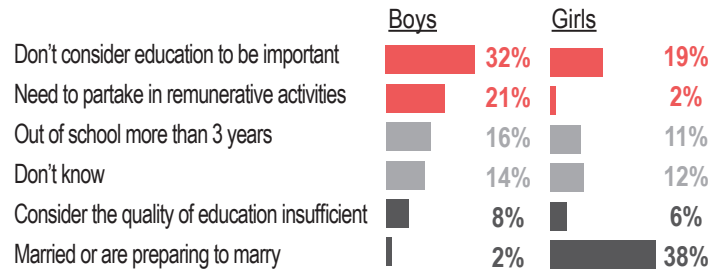
Enrolment: 12-17 years

The proportion of 12-17 year olds enrolled in formal education, by sex:



Reasons for not enrolling: 12-17 years

The proportion of households with at least one child of 12-17 years not enrolled in formal education, by most frequently cited reasons for not enrolling***:



***Multiple answers could be selected by each respondent

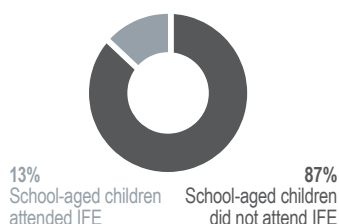
**The need for special education services was self reported and may include education services for children with physical disability, mental disability and/or learning difficulties.

¹The schools considered to be providing formal education in Zaatari camp are: School 1 (Bahrain), School 2 (Saudi Arabia), School 3 (Qatar), School 4 (Annex), School 5 (District 7), School 6 (Kuwait), School 7 (Kuwait), School 8 (District 1), and School 9 (District 4). These schools are all Ministry of Education public schools.

Informal Education²

Informal education attendance

Children: The proportion of 6-17 year olds who attended informal education (IFE) in the two weeks prior to the assessment*:

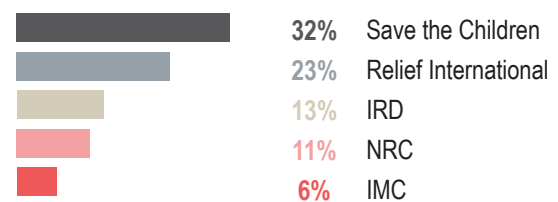


Households: Overall, 23% of households with school-aged children have at least one school-aged child attending informal education.

13% of households with school-aged children do not have any school-aged children attending formal or informal education.

Most cited provider of informal education

The proportion of households with at least one child attending informal education, by the most frequently cited organisations providing the service**:



**Multiple answers could be selected by each respondent

*Questions regarding informal education were asked at the household level and therefore cannot be disaggregated by age and sex at the individual level.

²According to the Education Sector Working Group - Jordan (January 2015), informal educational activities range from recreational activity to literacy, numeracy, and life skills. These activities are not certifiable by the Ministry of Education, nor are they limited to a specific age group. The three main categories of informal education are: 1. Basic learning; 2. Technical skills/Post basic education; and 3. Recreational activities.