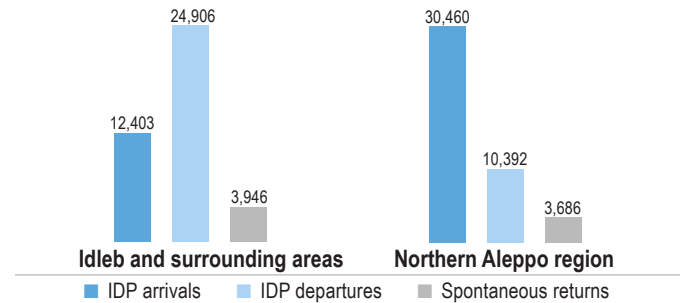


IDP Situation Monitoring Initiative (ISMI)

Monthly Overview of IDP Movements and Spontaneous Returns in north-west Syria, January 2019

Summary of Findings

Communities assessed:	582
Total IDP arrivals:¹	42,863 (↑43%)²
Total IDP departures:³	35,298 (↑117%)
Total spontaneous returns (SRs):⁴	7,632 (↑2%)
Total IDP arrivals, IDP departures and Spontaneous Returns by region:	



In January, assessed communities in north-west Syria witnessed a total of **42,863 IDP arrivals**, more than two thirds (71%) of whom arrived to the northern Aleppo region and 29% of whom arrived to Idleb and surrounding areas. As seen in December, **hostilities between Government of Syria-allied forces and armed opposition groups (AOGs), as well as inter-AOG violence** continued to be driving forces behind displacements in the north-west⁵, including an **increase in aerial bombardments on Ma'arrat An Nu'man⁶ and Daret Azza⁷ sub-districts.**

Idleb and surrounding areas witnessed **24,906 IDP departures**, more than half (52%) of which were primary departures. Many IDPs reportedly intended to move to **Sarmada (1,494), Atma (1,569) and Qah (1,084)** communities in Dana sub-district, likely due to their perceived stability within the region.

In parallel, the **northern Aleppo region** witnessed **3,686 SRs**. Overall, almost all (90%) of SRs reportedly returned to solid or finished houses. More than a third of these returned to **Ma'btali (998) and Raju (502)** sub-districts.

³ IDP departure figures reflect aggregated departures of both IDP and resident/pre-conflict populations.

⁴ Regular monitoring of spontaneous returns under ISMI monthly assessments was re-introduced from December 2018.

⁵ UN News, 'UN rights chief "alarmed" by upsurge in attacks against civilians in Syria's Idlib', 19 February 2019.

⁶ The Washington Times, 'Government shelling kills 10 in rebel holdout in Syria', 29 January 2019.

⁷ Al Jazeera, 'HTS offensive could draw in Syria and Turkey', 9 January 2019.

¹ Some figures reported may be repeated displacements.

² CCCM/REACH, ISMI Monthly Displacement Summary, December 2018

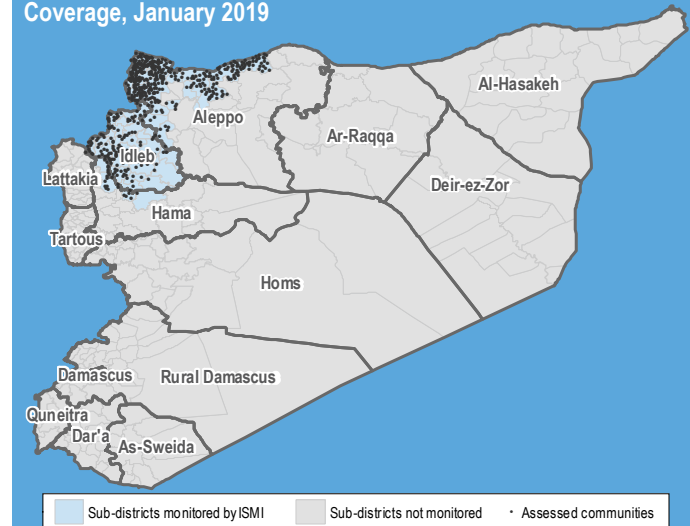
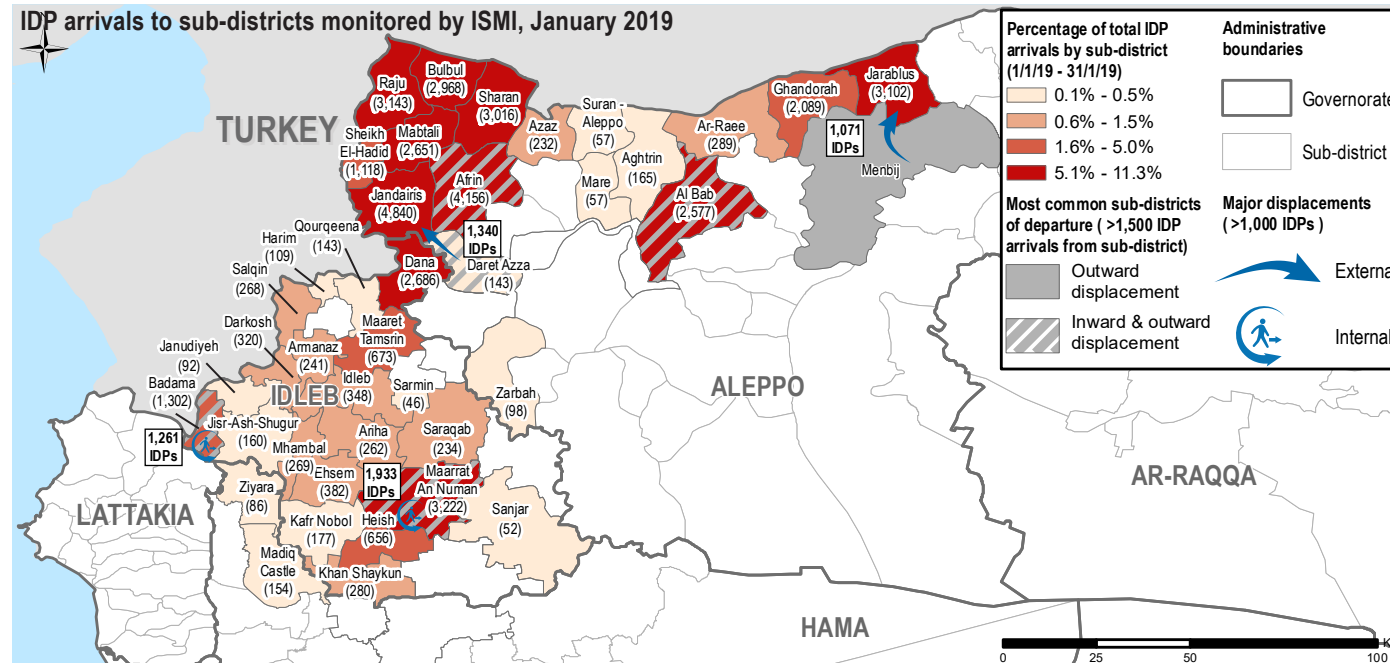
About ISMI & This Factsheet

The IDP Situation Monitoring Initiative (ISMI) is an initiative of the Camp Coordination and Camp Management (CCCM) Cluster, implemented by REACH and supported by cluster members.

Following a baseline assessment conducted at the end of 2016, weekly, bi-weekly and now monthly data collection cycles were initiated. This factsheet presents an overview of reported inward and outward movements of IDPs from 1 to 31 January 2019. Such displacements were reported in 582 communities in sub-districts monitored by ISMI. The coverage map in this section shows the sub-districts that were monitored for the most recent round of data collection, as well as the communities reporting movements. ISMI monitoring coverage varies over time depending on access. Displacements are identified through an extensive key informant (KI) network, either from alerts initiated by KIs or from follow-up by enumerators. At least two KIs are interviewed in each assessed community, and collected information is further triangulated through other sources, including CCCM member data and humanitarian updates. This approach allows for regular updates on IDP movements at the community level across sub-districts monitored by ISMI in north-west Syria.

The data used for this product was collected, triangulated and verified based on submissions from ISMI's network and select CCCM cluster members following the ISMI methodology. Due to differences in methodology and coverage, figures presented in this output may differ from official CCCM Cluster or UNHCR data. All data is for humanitarian use only.

Coverage, January 2019



IDLEB & SURROUNDING AREAS⁸

Key Figures

Communities assessed: 191

Total IDP arrivals: 12,403 (+36%)

Sub-districts with most arrivals (# IDPs):

Ma'arrat An Nu'man	3,222
Dana	2,686
Badama	1,302
Maaret Tamsrin	673
Heish	656

Total IDP departures: 24,906 (+156%)

Sub-districts with most departures (# IDPs):

Haritan	5,063
Heish	4,845
Kafr Zeita	3,957
Suran	1,744
Kafr Nobol	1,444

Total SRs: 3,946 (+8%)

Sub-districts with most spontaneous returns:

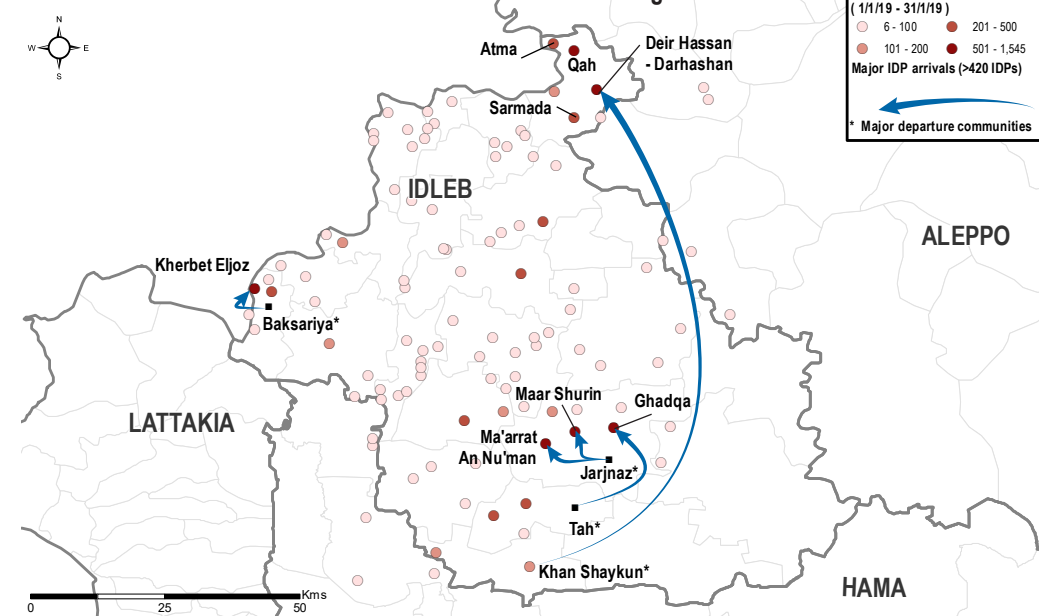
Ma'arrat An Nu'man	2,326
Jisir-Ash-Shugur	519
Kafr Nobol	382
Madiq Castle	171
Tamanaah	143

Overview

Following a sharp increase in IDP departures in January, several areas of opposition-held Idleb, western Aleppo and northern Hama governorates continued to witness large displacement waves, with a total of **12,403 IDP arrivals** and **24,906 IDP departures** reported. More than half (52%) of the total IDP departures were primary displacements, many of whom were residents leaving their homes in **Kafr Zeita (2,362)** and **Heish (1,710)** sub-districts.

Idleb and surrounding areas witnessed an **increase in inter-AOG fighting, as well as hostility between AOGs and GoS-allied forces** throughout the month, including **aerial bombardments** on Ma'arrat An Nu'man sub-district and its surrounding communities.⁶

IDP arrivals to assessed communities in Idleb and surrounding areas⁹



IDP Arrivals

More than half (58%) of the 12,403 total IDP arrivals reported in the region in January were to assessed locations in **Ma'arrat An Nu'man (3,222)**, **Dana (2,686)** and **Badama (1,302)** sub-districts. The majority (86%) of IDP arrivals reported other communities within the region to be their last place of departure.

Last sub-district of departure of arrivals (# IDPs):

Ma'arrat An Nu'man	3,633
Badama	1,536
Heish	1,417
Kafr Zeita	1,212
Afrin	855

Many (60%) IDPs arriving to Ma'arrat An Nu'man were internal sub-district movements, likely due to aerial bombardments in the area towards the end of the month. On a community level, many IDPs arrived from **Jarjnaz (1,933)**, many of whom arrived to **Maar Shurin (724)** and **Ma'arrat An Nu'man (644)**.

Most common push factors of IDP arrivals:¹⁰

	1st	2nd	3rd
Escalation of aerial bombardment	29	16	5
Loss of income	14	19	13
Escalation of ground-based conflict	34	6	0
Reduced access to humanitarian assistance	13	13	13
Anticipation of future conflict escalation	3	17	16

Escalation of aerial bombardment, loss of income and escalation of ground-based conflict were commonly reported by Key Informants (KIs) as push factors for IDP arrivals. Meanwhile, KIs reported **safety and security, access to humanitarian assistance, as well as family ties or relationships with the host community** as the most common pull factors for IDPs.

IDP Departures

In parallel, **24,906 total IDP departures** were reported from assessed communities in Idleb and surrounding areas between 1 and 31 January following an intensification in clashes within the region. More than half (52%) of these were primary

displacements, many of whom left their communities of origin in neighbouring **Kafr Zeita (2,362)** and **Heish (1,710)** sub-districts.

Top intended destination sub-districts (# IDPs):

Dana	5,463
Afrin	1,802
Ma'arrat An Nu'man	743
Badama	702
Hesih	555

Many IDPs reportedly intended to move to **Sarmada (1,494)**, **Atma (1,569)** and **Qah (1,084)** communities in Dana sub-district, likely due to their perceived stability within the region.

Spontaneous Returns

Between 1 and 31 January, **3,946 SRs** were reported in assessed communities in Idleb and surrounding areas, over half of whom returned to **Ma'arrat An Nu'man (2,326)** sub-district. Almost all (87%) SRs to Ma'arrat An Nu'man sub-district returned to their former homes. Many of these SRs were likely short-term displacements following insecurity and aerial bombardments in the sub-district.

Top 3 shelter types of SRs:

(1) Solid/finished house	1,698 SRs
(2) Solid/finished apartment	1,042 SRs
(3) Unfinished/damaged building	777 SRs

KIs reported a **desire to return home, improved safety and security, as well as increased access to shelter** as the main pull factors for SRs to return to their community of origin.

Most common pull factors of SRs:¹⁰

	1st	2nd	3rd
Desire to return home/sense of belonging	4	1	12
Improved safety and security situation	11	3	3
Increased access to shelter	2	9	0
Family reunification	4	3	0
Access to income/employment opportunities	8	1	2

⁸ Idleb governorate's surrounding areas include communities in Atareb, Daret Azza, Haritan, Jebel Saman and Zarbah sub-districts in western Aleppo governorate, as well as in Kafr Zeita, Madiq Castle, Suran and Ziyara sub-districts in northern Hama. These sub-districts have been added to the larger Idleb and surrounding areas region as populations in these sub-districts demonstrate similar movement patterns and are served by the same cross-border responses.

⁹ Community markers also account for camps, informal settlements and other IDP sites when they are in close proximity to a community.

¹⁰ Number of accessible communities in which the most common push and/or pull factors for IDP arrivals/departures or SRs were reported by KIs. 2

NORTHERN ALEPPO¹¹

Key Figures

Communities assessed: 391

Total IDP arrivals: 30,460 (+183%)

Sub-districts with most arrivals (# IDPs):

Jandairis	4,840
Afrin	4,156
Raju	3,143
Jarablus	3,102
Sharan	3,016

Total IDP departures: 10,392 (+59%)

Sub-districts with most departures (# IDPs):

Al Bab	1,836
Sharan	1,583
Ghandorah	1,451
Afrin	1,168
Raju	1,142

Total SRs: 3,686 (+3%)

Sub-districts with most spontaneous returns:

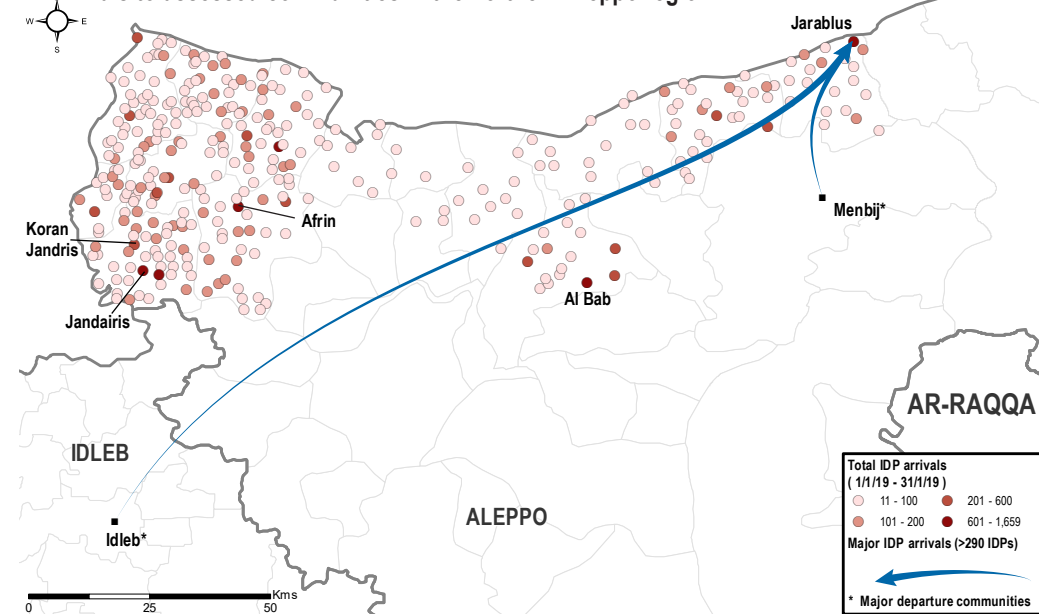
Ma'tbali	998
Raju	502
Afrin	497
Sheikh El-Hadid	382
Bulbul	297

Overview

The northern Aleppo region witnessed **30,460 IDP arrivals** and **10,392 IDP departures** marking a 183% and 59% increase respectively, compared to December. Many IDPs reportedly arrived from **Daret Azza (6,603) sub-district** following **clashes and aerial bombardments** in the area at the start of January.⁷ Unlike patterns witnessed in neighbouring Idleb and surrounding areas, the majority (91%) of IDP departures were secondary rather than primary departures.

In January, assessed communities in the northern Aleppo region witnessed **3,686 SRs**. KIs reported **safety and security, family reunification, as well as a desire to return home** as the main pull factors for SRs to return to their community of origin.

IDP arrivals to assessed communities in the northern Aleppo region⁹



IDP Arrivals

Assessed communities in the northern Aleppo region witnessed a total of **30,460 IDP arrivals**, more than a third of whom to **Jandairis (4,840)**, **Afrin (4,156)** and **Raju (3,143)** sub-districts.

In line with patterns seen in December 2018, most IDPs (75%) arrived from outside of the northern Aleppo region from elsewhere in Syria. More than one third (35%) of IDPs reportedly arrived from Idleb and surrounding areas.

Last sub-district of departure of arrivals (# IDPs):

Daret Azza	6,603
Afrin	2,910
Al Bab	1,948
Menbij	1,582
Jandairis	1,555

Most IDPs reportedly moved from **Daret Azza (6,603)** and **Afrin (2,910)** sub-districts to other communities within the northern Aleppo region following aerial

bombardments in the area at the start of January as reported by KIs. Many IDPs from Daret Azza sub-district reportedly arrived to **Jandairis (1,340)** sub-district, most notably to **Jandairis (570)** city and **Koran Jandris (342)** community.

Most common push factors of IDP arrivals:¹⁰

	1st	2nd	3rd
Loss of income	92	66	39
Anticipation of future conflict escalation	69	42	26
Reduced access to humanitarian assistance	23	65	32
Reduced access to shelter	12	43	63
Escalation of ground-based conflict	72	21	4

KIs reported a **loss of income** as the most commonly reported push factor for IDPs arriving in January. Meanwhile, KIs reported **safety and security** as the first most common pull factor for IDPs arriving to communities in the northern Aleppo region, especially to Afrin, Bulbul, Sharan.

Vulnerable groups among IDP arrivals:¹²



IDP Departures

Almost half (47%) of **10,392 total IDP departures** were from assessed communities in **Al Bab (1,836)**, **Sharan (1,583)** and **Ghandorah (1,451)** sub-districts. The majority (91%) of IDPs leaving assessed communities in the northern Aleppo region were secondary displacements.

Top intended destination sub-districts (# IDPs):

Al Bab	555
Afrin	510
Menbij	376
Daret Azza	348
Jarablus	285

KIs reported that 200 IDPs leaving Al Bab sub-district reportedly intended to move to other communities within the sub-district, many of whom left Duyuf Al Sharqia camp and intended to move to **Al Bab (46)**, **Bazagha (40)** and **Kufair (29)** communities.

Spontaneous Returns

Between 1 and 31 January, assessed communities in the region witnessed **3,686 SRs**, more than a third of whom returned to **Ma'tbali (998)** and **Raju (502)** sub-districts. More than two thirds of SRs to Ma'tbali sub-district reportedly arrived from **Menbij (354)** and **Ain Al Arab (316)** districts in Aleppo governorate. The majority (83%) of SRs to Ma'tbali sub-district returned to their former homes. Overall, almost all (90%) SRs reportedly returned to solid or finished houses and apartments.

Top 3 shelter types of SRs:

(1) Solid/finished house	3,107SRs
(2) Solid/finished apartment	343 SRs
(3) Not sure	365 SRs

KIs reported **safety and security, family reunification, as well as a desire to return home** as the main pull factors for SRs to return to their community of origin.

¹¹ Figures for the northern Aleppo region include accessible communities in the following sub-districts: Afrin, Aghtrin, Al Bab, Ar-Ra'ee, A'az, Bulbul, Ghandorah, Jandairis, Jarablus, Ma'tbali, Mare', Raju, Sharan, Sheikh El-Hadid and Suran.

¹² Vulnerable groups: ♀ Female-headed households/Women travelling alone ♀ Child-headed households ♀ Orphans ♀ Elderly-headed households/ Elderly travelling alone ♿ Disabled-headed households/Individuals with disabilities travelling alone.