

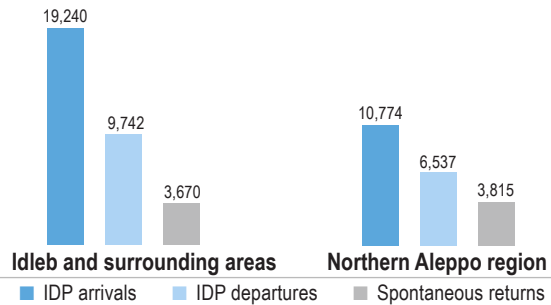
IDP Situation Monitoring Initiative (ISMI)

Monthly Overview of IDP Movements and Spontaneous Returns in north-west Syria, December 2018

Summary of Findings

Communities assessed:	551
Total IDP arrivals: ¹	30,014 (+20%) ²
Total IDP departures: ³	16,279 (+64%)
Total spontaneous returns (SRs): ⁴	7,485

Total IDP arrivals, IDP departures and Spontaneous Returns by region:



¹ Some figures reported may be repeated displacements.
² CCCM/REACH, ISMI Monthly Displacement Summary, November 2018
³ IDP departure figures reflect aggregated departures of both IDP and resident/pre-conflict populations.

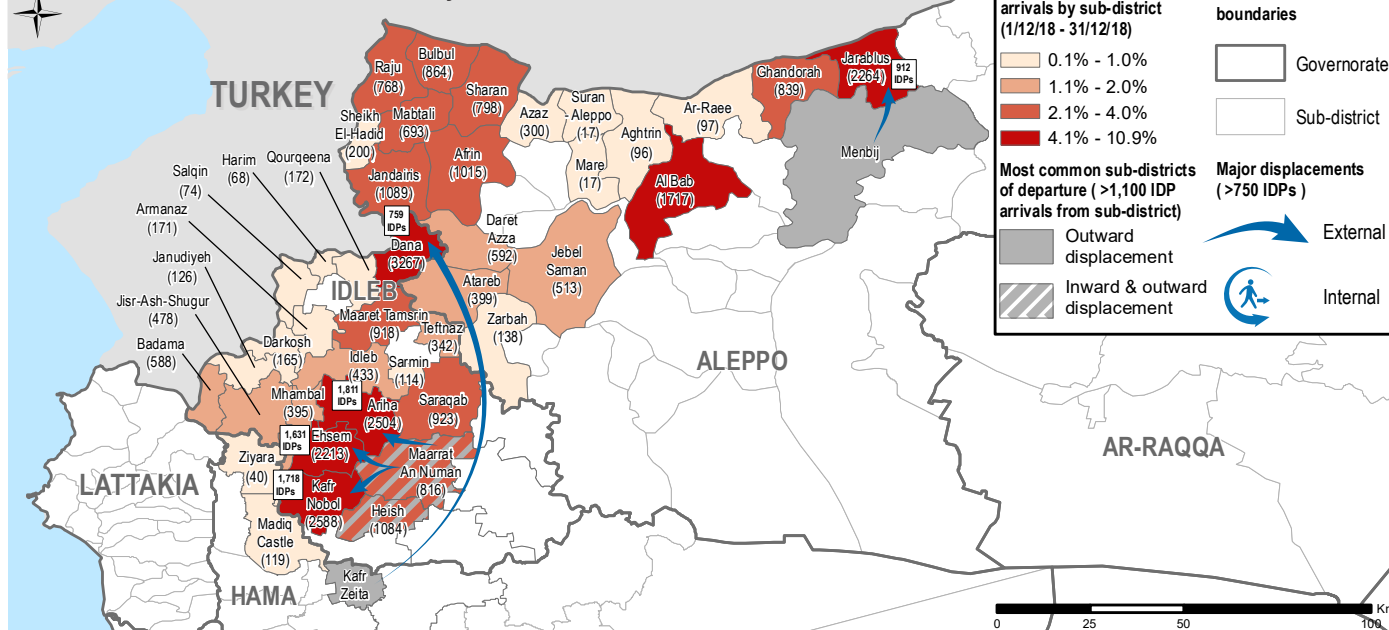
In December, assessed communities in north-west Syria witnessed a total of **30,014 IDP arrivals**, more than two thirds (64%) of whom arrived to Idleb and surrounding areas and 36% of whom arrived to the northern Aleppo region. As seen in November, **hostilities between Government of Syria-allied forces and armed opposition groups (AOGs), as well as inter-AOG violence** continued in the area considered a part of the announced demilitarised zone, as well as in other parts of the region.

Winter weather brought cold temperatures, rainstorms and flooding, which displaced thousands of people⁵ in north-eastern Idleb and south-western Aleppo governorates, most notably from **Dana sub-district (1,842 IDP departures)**. Overall, Key Informants (KIs) reported reduced access to humanitarian assistance and loss of income as reasons for IDPs leaving communities in Idleb and surrounding areas during the reporting period.

Large movements were also reported in the northern Aleppo region, with many IDPs arriving to **Jarablus (2,264)** and **Al Bab (1,717)** sub-districts. Many IDPs reportedly arrived from **Menbij (1,856)** district following **insecurity and fears around potential military developments in the area**.⁶

⁴ Regular monitoring of spontaneous returns under ISMI monthly assessments was re-introduced from December 2018.
⁵ Al Jazeera, 'Heavy rains, floods displace thousands of refugees in Syria', 30 December 2018; ReliefWeb, 'Severe floods and heavy rain displace thousands of families in northern Syria', 3 January 2019; Save the Children, 'Fears for more than 11,000 children in Idlib, Syria as flooding hits camps', 10 January 2019.
⁶ The Guardian, 'Turkey primed to start offensive against US-backed Kurds in Syria', 12 December 2018; BBC, 'Syria war: Government forces 'enter Manbij' amid Turkey threats', 28 December 2018.

IDP arrivals to sub-districts monitored by ISMI, December 2018



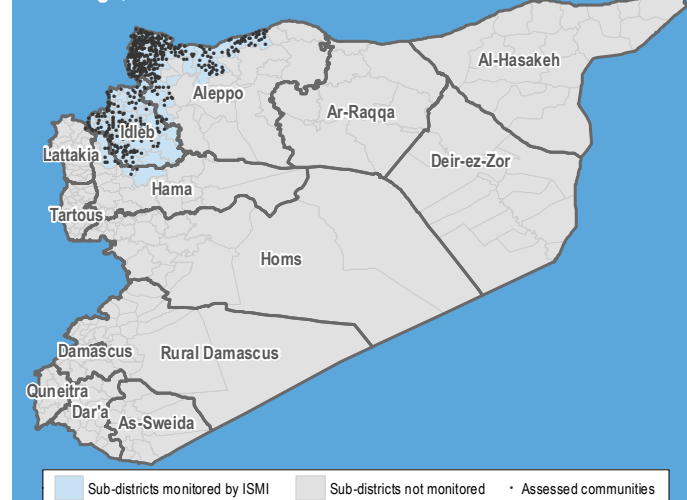
About ISMI & This Factsheet

The IDP Situation Monitoring Initiative (ISMI) is an initiative of the Camp Coordination and Camp Management (CCCM) Cluster, implemented by REACH and supported by cluster members.

Following a baseline assessment conducted at the end of 2016, weekly, bi-weekly and now monthly data collection cycles were initiated. This factsheet presents an overview of reported inward and outward movements of IDPs from 1 to 31 December 2018. Such displacements were reported in 551 communities in sub-districts monitored by ISMI. The coverage map in this section shows the sub-districts that were monitored for the most recent round of data collection, as well as the communities reporting movements. ISMI monitoring coverage varies over time depending on access. Displacements are identified through an extensive key informant (KI) network, either from alerts initiated by KIs or from follow-up by enumerators. At least two KIs are interviewed in each assessed community, and collected information is further triangulated through other sources, including CCCM member data and humanitarian updates. This approach allows for regular updates on IDP movements at the community level across sub-districts monitored by ISMI in north-west Syria.

The data used for this product was collected, triangulated and verified based on submissions from ISMI's network and select CCCM cluster members following the ISMI methodology. Due to differences in methodology and coverage, figures presented in this output may differ from official CCCM Cluster or UNHCR data. All data is for humanitarian use only.

Coverage, December 2018



IDP Situation Monitoring Initiative (ISMI)

Monthly Overview of IDP Movements and Spontaneous Returns in north-west Syria, December 2018

IDLEB & SURROUNDING AREAS⁷

Key Figures

Communities assessed: 202

Total IDP arrivals: 19,240 (+17%)

Sub-districts with most arrivals (# IDPs):

Dana	3,267
Kafr Nobol	2,588
Ariha	2,504
Ehsem	2,213
Heish	1,084

Total IDP departures: 9,742 (+73%)

Sub-districts with most departures (# IDPs):

Dana	1,842
Badama	1,518
Kafr Nobol	1,051
Salqin	879
Ariha	731

Total spontaneous returns: 3,670

Sub-districts with most spontaneous returns:

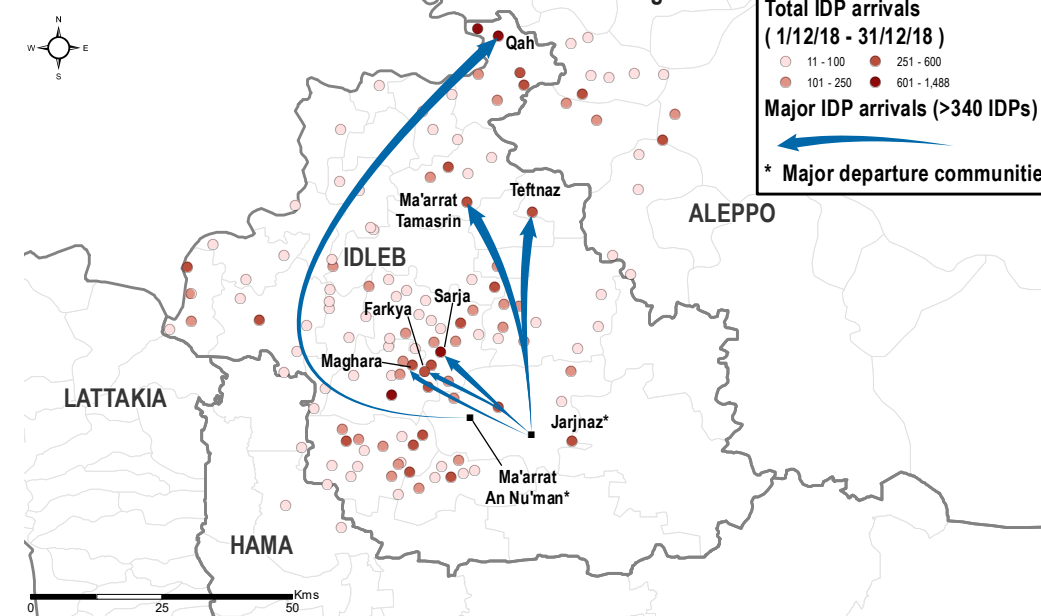
Badama	975
Jisr-Ash-Shugur	817
Kafr Zeita	434
Madiq Castle	262
Khan Shaykun	252

Overview

Several areas of opposition-held Idlib, western Aleppo and northern Hama governorates continued to witness large displacement waves in December with a total of **19,240 IDP arrivals** reported, a 17% increase compared to November.

Overall, Idlib and surrounding areas witnessed a **73% decrease in IDP departures** compared to the previous month despite continued insecurity within the region. Nevertheless, the region was affected by **rainstorms and severe flooding**,⁵ notably displacing many from **Dana (1,842)** sub-district. Meanwhile, KIs also reported aerial bombardments on Badama sub-district in north-eastern Idlib governorate. Following this incident, 1,501 IDPs reportedly intended to move to other communities within the sub-district.

IDP arrivals to assessed communities in Idlib and surrounding areas⁸



IDP Arrivals

More than half (55%) of the 19,240 IDP arrivals reported in the region in December were to assessed locations in **Dana (3,267)**, **Kafr Nobol (2,588)**, **Ariha (2,504)** and **Ehsem (2,213)** sub-districts. The majority (97%) of IDP arrivals reported other communities within the region to be their last place of departure.

Last sub-district of departure of arrivals (# IDPs):

Ma'arrat An Nu'man	8,858
Heish	3,137
Kafr Zeita	1,131
Sanjar	1,032
Badama	582

At the community-level, **Qah (1,488)** in Dana sub-district experienced the highest number of IDP arrivals, many of whom reportedly came from **Sanjar (530)**, **Ma'arrat An Nu'man (353)**, **Heish (251)** and **Kafr Zeita (188)** sub-districts in southern Idlib and northern Hama governorates.

Vulnerable groups among IDP arrivals:⁹



IDP Departures

In parallel, the total number of IDP departures (**9,742**) reported from assessed communities in the region between 1 and 31 December **decreased by 73%** compared to November (35,783).¹⁰

KIs reported that more than two thirds (68%) of IDPs leaving assessed locations intended to move to other communities within the region.

Top intended destination sub-districts (# IDPs):

Badama	1,569
Jisr-Ash-Shugur	866
Afrin	725
Ma'arrat An Nu'man	475
Madiq Castle	342

A total of **1,642 IDPs and 200 residents reportedly left Dana sub-district following severe rainstorms and flooding** at the end of December. Many IDPs reportedly intended to move to communities in **Afrin (542)**, and **Daret Azza (285)** sub-districts.

Following aerial bombardments on Badama sub-district, KIs reported that almost all (96%) IDPs in Badama sub-district intended to move to other communities within the sub-district. On a community level, many IDPs reportedly intended to leave Ataa Al Kheir (513) for Najiyeh.

Most common push factors of IDP departures:¹¹

	1st	2nd	3rd
Reduced access to humanitarian assistance	12	22	8
Loss of income	18	8	8
Reduced access to shelter	12	6	8
Reduced access to food	1	5	6
Opening of safe passage to elsewhere	4	4	3

KIs reported that various factors were driving displacements from assessed communities in Idlib and surrounding areas, including **reduced access to humanitarian assistance, loss of income and reduced access to shelter**.

Spontaneous Returns

Between 1 and 31 December, assessed communities in the region witnessed the arrival of **3,670 SRs**. KIs reported improved safety and security, family reunification and a desire to return home, as well as increased access to livelihoods as the main pull factors for SRs to return to their community of origin. All SRs to **Badama (975)** sub-district returned to their former homes. Many of these SRs were likely short-term displacements following aerial bombardments in the sub-district.

Sub-districts with most spontaneous returns to former homes:

Badama	975
Jisr-Ash-Shugur	538
Kafr Zeita	314
Khan Shaykun	246
Madiq Castle	211

⁷ Idlib governorate's surrounding areas include communities in Atareb, Daret Azza, Haritan, Jebel Saman and Zarbah sub-districts in western Aleppo governorate, as well as in Kafr Zeita, Madiq Castle, Suran and Ziyara sub-districts in northern Hama. These sub-districts have been added to the larger Idlib and surrounding areas region as populations in these sub-districts demonstrate similar movement patterns and are served by the same cross-border responses.
⁸ Community markers also account for camps, informal settlements and other IDP sites when they are in close proximity to a community.
⁹ Vulnerable groups: ♀ Female-headed households/Women travelling alone ♀ Child-headed households ♀ X Orphans ♀ Elderly-headed households/ Elderly travelling alone ♀ Disabled-headed households/Individuals with disabilities travelling alone.
¹⁰ Some tracked departures may be repeated displacements.
¹¹ Number of accessible communities in which the most common push and/or pull factors for IDP arrivals/departures were reported by KIs.

NORTHERN ALEPPO¹²

Key Figures

Communities assessed: 349

Total IDP arrivals: 10,774 (+25%)

Sub-districts with most arrivals (# IDPs):

Jarablus	2,264
Al Bab	1,717
Jandairis	1,089
Afrin	1,015
Bulbul	864

Total IDP departures: 6,537 (+26%)

Sub-districts with most departures (# IDPs):

Al Bab	1,257
Jandairis	940
Ghandorah	884
Jarablus	673
Afrin	639

Total spontaneous returns: 3,815

Sub-districts with most spontaneous returns:

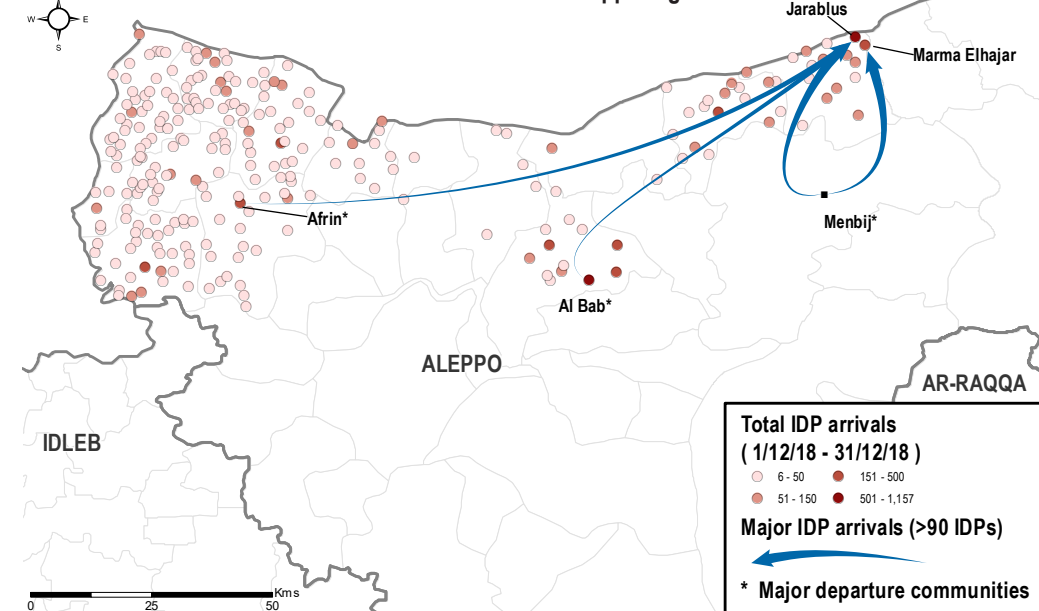
Ma'btali	739
Raju	699
Afrin	553
Sheikh El-Hadid	429
Jandairis	347

Overview

The northern Aleppo region witnessed **10,774 IDP arrivals** and **6,537 IDP departures** marking a 25% increase and 26% decrease respectively, compared to November. Following recent developments in north-eastern Aleppo governorate, IDPs reportedly arrived to the northern Aleppo region from **Menbij (1,856)** district after **concerns increased around potential military developments between actors present in the area.**⁶

In December, assessed communities in the northern Aleppo region witnessed **3,815 SRs**. KIs reported an improvement in the safety and security situation, family reunification, as well as access to income and employment opportunities as the main pull factors for SRs to their community of origin.

IDP arrivals to assessed communities in the northern Aleppo region⁸



IDP Arrivals

In line with patterns witnessed in November, many IDPs arrived to assessed communities in **Jarablus (2,264)**, **Al Bab (1,717)** and **Jandairis (1,089)** sub-districts, accounting for **almost half (47%) of the total 10,774 IDP arrivals** reported in the northern Aleppo region. Unlike previous months, most IDPs (59%) arrived from outside of the northern Aleppo region from elsewhere in Syria.

Last sub-district of departure of arrivals (# IDPs):

Menbij	1,207
Al Bab	914
Dana	581
Jarablus	539
Afrin	521

Due to an **intensification of clashes**, aerial bombardment and general insecurity west of the Euphrates river, many IDPs arrived from **Menbij (1,207)** sub-district in north-eastern Aleppo governorate, many of whom arrived to **Jarablus (502)** city.

KIs reported **reduced access to humanitarian assistance** as the most commonly reported push factor for IDPs arriving in December.

Most common push factors of IDP arrivals:¹¹

	1st	2nd	3rd
Reduced access to humanitarian assistance	25	43	11
Loss of income	60	13	4
Reduced access to food	11	6	8
Opening of safe passage to elsewhere	2	5	23
Reduced access to health services	0	21	9

In parallel, KIs reported **access to income and employment opportunities** as the most common pull factors for IDPs moving to communities in the northern Aleppo region, especially to Afrin, Bulbul and Ghandorah sub-districts.

Most common pull factors of IDP arrivals:¹¹

	1st	2nd	3rd
Access to income/employment opportunities	35	24	8
Access to humanitarian assistance	16	34	14
Family ties/host community relationship	28	3	2
Access to health services	3	18	9
Access to food	11	6	11

IDP Departures

Assessed communities in the northern Aleppo region reportedly witnessed **6,537 IDP departures** in December, more than a third of whom left communities in **Al Bab (1,257)** and **Jandairis (940)** sub-districts. The majority (84%) of IDPs leaving assessed communities in the region were reportedly secondary displacements.

Top intended destination sub-districts (# IDPs):

Afrin	564
Al Bab	462
Jarablus	284
Ar-Raqqa	125
Ghandorah	125

More than two thirds (69%) of IDPs intended to remain within the northern Aleppo region, many of whom intended to move to communities in **Afrin (564)** and **Al Bab (462)** sub-districts.

Spontaneous Returns

Between 1 and 31 December, **3,815 SRs** were reported in assessed communities in the northern Aleppo region, over half of whom returned to **Ma'btali (739)**, **Raju (699)** and **Afrin (553)** sub-districts. Of these SRs, 638, 398 and 472 respectively returned to their former homes.

Sub-districts with most spontaneous returns to former homes:

Ma'btali	638
Afrin	472
Sheikh El-Hadid	406
Raju	398
Jandairis	341

Almost all (85%) SRs reportedly returned to former homes, more than two thirds (68%) of whom to solid or finished houses (2,167 SRs), as well as solid or finished apartments (431 SRs).

Top 3 shelter types of SRs:

- (1) Solid/finished house 2,167 SRs
- (2) Solid/finished apartment 431 SRs
- (3) Unfinished/damaged building 10 SRs

¹² Figures for the northern Aleppo region include accessible communities in the following sub-districts: Afrin, Aghtrin, Al Bab, Ar-Ra'ee, A'az, Bulbul, Ghandorah, Jandairis, Jarablus, Ma'btali, Mare', Raju, Sharan, Sheikh El-Hadid and Suran.