



Mingkaman - IDP Intentions Assessment Update

Awerial County, Lakes State, South Sudan

South Sudan Displacement Crisis

November 2016

31.50 E, 6.04 N

Methodology

These findings are based on primary data collected by REACH, between 17th and 26th November 2016.

REACH staff interviewed IDPs in Mingkaman spontaneous settlement to understand where they have come from, where they would go if they were able to leave, and what pull factors inform their decisions. A random sample of 752 households were interviewed, providing a representative sample of the roughly 14,500 dwelling units with a confidence of 95% and a margin of error of 5% at site level.

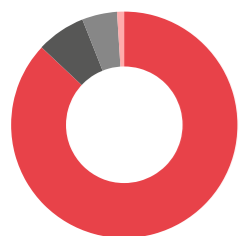
Pull factors

Reported common reasons for selecting the current displacement site by those who arrived after September 2015.

Access to security	30 %
Access to food	26 %
Access to humanitarian services	15 %
Presence of the family	13 %
Access to health services	9 %
Access to water	3 %
Other / none	4 %

Preferred return location

Pre-crisis location 87 %
 Ancestral home*** 7 %
 Don't know 5 %
 Other 1 %



***This refers to the cases in which Ancestral and Pre-crisis location differs.

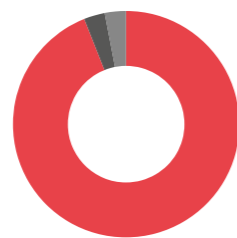
Livelihood upon return

82% of IDPs think they will resume their previous occupation.

88% of IDPs reported possessing property in their pre-crisis location.

66% of those who have property believe they will be able to claim them back.

Arrival date



Before October 2015 - 94 %
 October 2015 - February 2016 - 3 %
 After February 2016 - 3 %

Influential groups

Perceived most influential group in an eventual return decision by resident IDPs.

UN and NGOs	27%
Transitional Government	26%
Personal autonomous decision	16%
Community Leaders	13%
Family	9%
Local Authorities	5%
Community	4%

Reason for not leaving

Top three reasons perceived as barrier for returning in the preferred location.

Lack of security	70 %
Lack of food	59 %
Lack of housing	32 %

Compensation

94% of IDPs reported to have lost properties due to the crisis.

54% of IDPs reported to have lost immediate family members due to the crisis.

18% of IDPs reported to expect a compensation for their loss(es).

Pre-crisis location

78% IDPs reported the pre-crisis location to be the same as the ancestral home*.

Pre-crisis location:

Bor South	56 %
Twic East	28 %
Duk	12 %
Yei	1 %
Other	3 %

* A specific geographic space of land that particular tribe or ethnic group has a spiritual, genetic, or extra-material claim to.

28% IDPs reported to be aware of the ongoing discussion about a possible relocation in Jonglei State.

Impact on decision making:**

Strong reason to move	40%
Moderate reason to move	11%
No influence	37%
Moderate reason to stay	4%
Strong reason to stay	8%

** The question was asked only to those who stated to be aware.

Return time

Estimated time for returning to the preferred location.

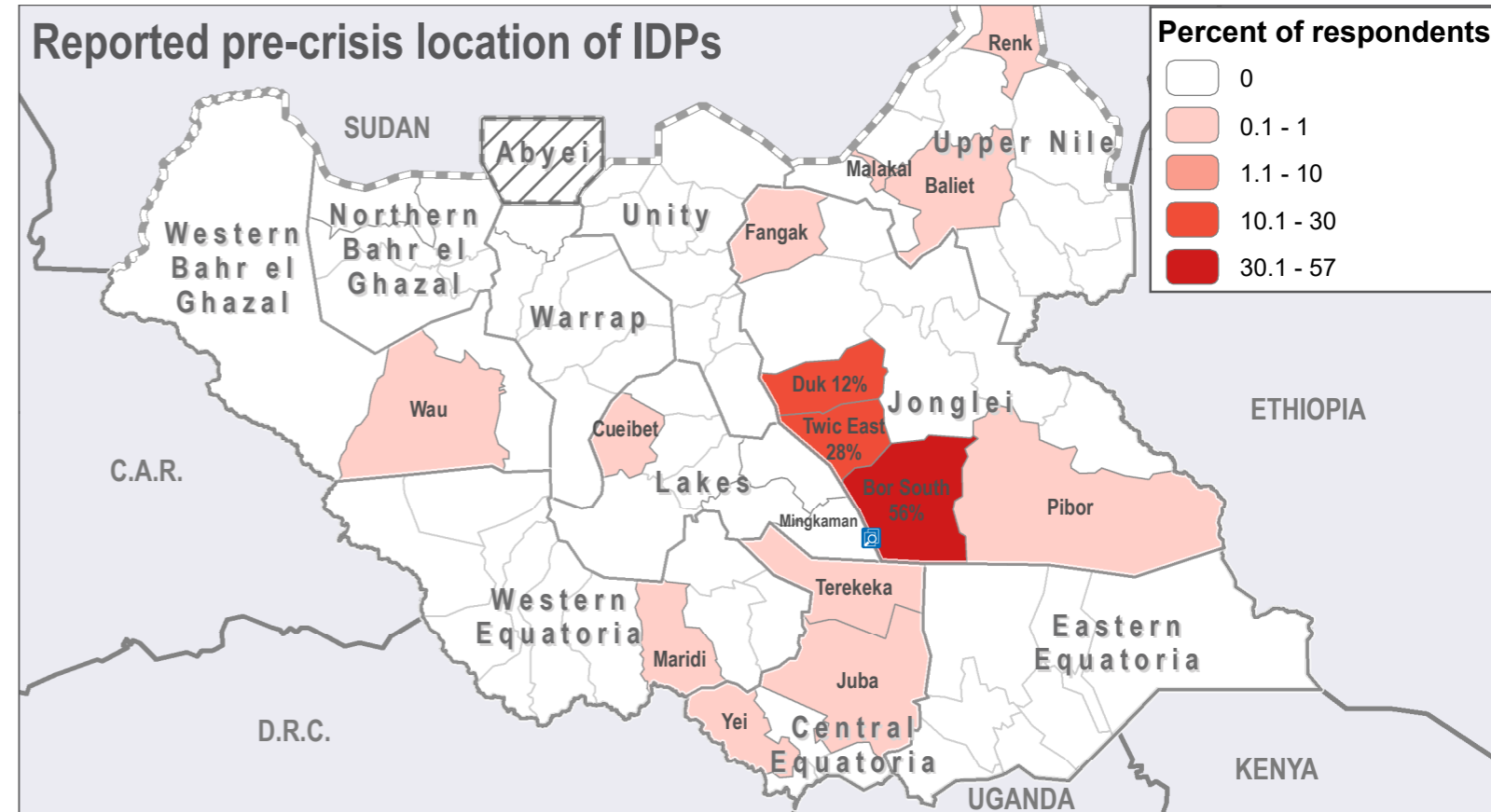
Within one month	6%
Between two and six months	2%
More than six months	35%
Never	33%
Don't want to answer	24%

Preferred type of compensation for property or family losses as reported by IDPs.

Monetary	48 %
In kind	22 %
Traditional ceremony	7 %
Official ceremony	3 %
Other(s)	20 %

IDP pre-crisis locations and areas of desired return

Reported pre-crisis location of IDPs



Reported preferred return locations

