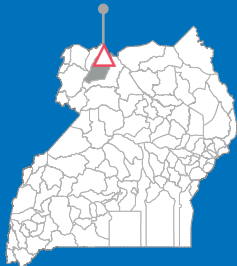




West Nile Region Adjumani District



Baratuku

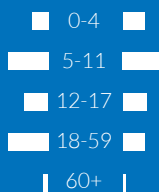
Total refugee population:
9,621 registered refugees

With **170,029** nationals and **236,034** refugees in Adjumani District, refugees in Baratuku account for **2%** of the district population.

Settlement first established: 1991

Registered refugee population*1

Female Age Male



Data collected through²:



Baratuku, initially established in 1991, has hosted successive waves of South Sudanese refugees since the Second Sudanese War. The settlement's current population is comprised of South Sudanese refugees from the 1990s, who were not able to return home, and recent arrivals who have fled the country since 2013. Humanitarian organizations have begun to shift from emergency response to stabilization. With some emergency-focused partner organizations scaling down or ending their operations, it is critical that gaps in assistance are filled to ensure refugees have sufficient support.

Gaps & Challenges⁴



There is a significant lack of schools, classrooms, teachers and school materials, which weakens refugee students' access to quality education and their learning environment. Students are also unable to reach high levels of education as the primary school only goes up to P5 and there are no secondary schools. Both refugees and host community members stressed the absence of feeding programs in the schools, which has caused high levels of absenteeism.



The long distance to the health center combined with the lack of ambulance services makes accessing health services challenging. Refugees reported this is worsened by the poor referral system available. Pregnant mothers often find themselves delivering their babies at home or on the way to the health center. Additionally, the facility is poorly equipped and with an insufficient supply of medication forcing both refugees and host community members to buy medication from private clinics, which many cannot afford.



There are few boreholes accessible to the refugee community with not all of them being functional, refugees reported. This creates an important gap in the access to water for both refugees and the host community. Both communities reported that the provision of drinking water is not regular leading to breaks of supply of several days. Moreover, the FGD participants noted that they find the quality of the water to be poor.



Both refugees and host community members have reported a lack of access to land for agricultural purposes, combined with a lack of access to capital to start small scale businesses and of income generating activities (IGAs). This leads to difficulties for the population to obtain a sustainable income to cover basic needs.



The food distributed is both insufficient and delayed forcing refugees to offer casual labor in the host communities to earn a small income to acquire more food items. Refugees also find themselves borrowing food from those with smaller families.



There is limited access to building materials for the construction of shelters. Refugees complained the tarpaulins provided were of poor quality and get torn easily. Additionally, there is a lack of support provided to persons with special needs (PSNs), such as the elderly, unaccompanied minors, separated children and single parents for the construction of their houses.

Strengths & Opportunities



Partnerships amongst the humanitarian actors in charge of the response combined with increased coordination has led to a more structured and all-encompassing response to the needs of refugees in Baratuku. Partners have decreased the duplication of programs and projects and concentrated resources in areas that had previously been neglected.



The relationship between refugees and the host community is harmonious largely due to humanitarian partners ensuring to deliver 30% of the services to the host community.

* Refugee statistics source: Refugee Information Management System (RIMS) - Office of the Prime Minister

1. Demographic data used is valid as of June 2018

2. Indicator standards to measure gaps were determined by global humanitarian standards, Ugandan national standards, or sector experts for each settlement. Data was from collected from 9 April to 9 June, 2018.

3. 4 FGDs were conducted with the refugee community in Baratuku and 19 were conducted with host communities of Adjumani district as a whole.

4. The gaps and challenges were collected through focus group discussions with both refugees and host communities separately undertaken between 05 August 2017 and 05 May 2018 with the host community and between 08 and 10 May 2018 with the refugees.

Partner organizations

ACF, AFOD, CUAMM, JRS, LWF, MTI, PLAN, SCI, UNHCR, URDMC, WFP, WIU





Protection



No
new arrivals in the past
three months

3 partners: LWF, PLAN, SCI

Sexual and gender-based violence (SGBV)



2,415
reproductive-age
women provided
with dignity kits or
sanitary materials

No
reproductive-age
women not provided
with dignity kits or
sanitary materials

Psychosocial



23
psychosocial awareness
activities conducted in the past
three months

699
refugees receiving psychosocial
support

5,587
children registered to access
psychosocial support

Persons with specific needs (PSNs)



413
PSNs have
received services
for their specific
needs

88
PSNs need to
receive services
for their specific
needs

Child protection

No
of child PSNs
need to be
provided with
individual
case
management



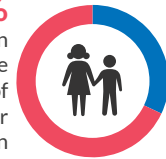
No
of child PSNs
have been
provided with
individual
case
management

0%
of unaccompanied
or separated
children have not
been provided
with interim or
long term care



100%
of unaccompanied
or separated
children have
been provided
with interim or
long term care

83%
of cases in
the past three
months of
child abuse or
exploitation
have not
received age and
gender services



17%
of cases in
the past three
months of
child abuse or
exploitation
received age and
gender services

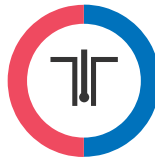
Water, sanitation and hygiene

10
additional litres
per person per day
(l/p/d) of water
needed
10
average l/p/d
provided



0%
of water needs
met through
water trucking

1
additional
motorized
borehole
needed

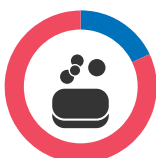


1
motorized
boreholes
operational

No
additional
hand-
pumps
needed

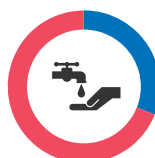


2
hand-
pumps
operational



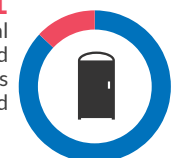
1,728
refugees provided
with soap
7,893
refugees still needing
soap

13
additional
hygiene
promoters or
village health
teams needed



6
active hygiene
promoters or
village health
teams (VHTs)

131
additional
household
latrines
needed



851
household
latrines
completed

Education

Gross enrolment rates

4 partners: JRS, PLAN, SCI, WIU



Refugees attend:
2
pre-primary schools
2
primary schools
17
secondary schools⁵
1
adult learning
programmes (ALPs)

1,127
refugees aged 3-5
686¹
refugees enrolled

2,906
refugees aged 6-13
975²
refugees enrolled

1,030
refugees aged 14-17
3,172³
refugees enrolled

57
refugees enrolled

Pre-primary

9 **25%**
additional teachers
needed for number
of students enrolled
28 **75%**
teachers

Primary

12 **30%**
additional teachers
needed for number
of students enrolled
29 **70%**
teachers

Secondary⁴

No
additional teachers
needed for number
of students enrolled
351 **100%**
teachers

ALPs

12
teachers

1. The gap of pre-primary enrolment could not be calculated here as children above the age of 5 are also enrolled in pre-primary education.
2. The gap of primary enrolment could not be calculated here as children above the age of 13 are also enrolled in primary education.
3. The gap of secondary enrolment could not be calculated here as children above the age of 17 are also enrolled in secondary education.
4. The data presented for secondary enrolment and number of teacher represents the data for Adjumani district as a whole, as secondary refugee students attend secondary schools across Adjumani district.
5. This is the number of secondary schools in Adjumani as a whole



Food assistance

2 partners: AFOD, WFP

49 metric tonnes of food were distributed during the latest distribution in the settlement

No eligible refugees have not received 100% in-kind or CBI food assistance in the latest distribution

3,198 eligible refugees have received 100% in-kind or CBI food assistance in the latest distribution

161,346,000 UGX⁶ cash for food was distributed during the latest distribution for the settlement

Livelihoods and environment

2 partners: LWF, URDMC

No households have received improved cooking stoves and efficient energy for cooking

23 cases of livelihoods support through:

0 Cash/vouchers for livelihood provisioning

0 Villages savings and loan associations

0 Savings and cooperative societies

0 Production kits or inputs for agricultural activities

23 Productive assets or cash grants to start or improve a business

23 refugees have access to self-employment or facilitated businesses

No refugees and host community members trained on agricultural practices

7 refugees received vocational training in the past three months

Health and nutrition

2 partners: CUAMM, MTI

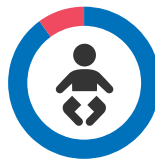
0% of refugees with HIV are not receiving ART⁷

100% of refugees with HIV are receiving ART



0% of refugees under the age of 18 with HIV are not receiving ART
100% of refugees under the age of 18 with HIV are receiving ART

2 women delivered without skilled healthcare staff in the past three months



19 women delivered with skilled healthcare staff in the past three months

Vaccinations recorded:

77 Measles (Children aged 15 and under)
553 Polio (Children aged 5 and under)

From the last FSNA:⁸

12% Children suffering from global acute malnutrition
44% Children suffering from anemia
11% Non-pregnant women suffering from anemia



No records of children identified with severe acute malnutrition in the past three months

Number of cases identified in the past three months:

633 Malaria
86 Acute water diarrhoea or cholera

Shelter, site, and non-food items (NFIs)

1 partner: LWF

No⁸ arrivals in the past three months provided with household NFI kits

NFI **1,277** households in total have been provided with NFI kits

No⁸ arrivals in the past three months received shelter materials and toolkits/cash

25 PSN shelters have been constructed

5. 1 USD = 3,738.36 UGX and 1 euro = 4,373.43 (as of 28 August 2018, source: XE.com)

6. Antiretroviral Therapy (ART)

7. Food Security and Nutrition Assessment (FSNA), October 2017, UNHCR

8. Baratuku no longer takes in new arrivals, this includes the past three months.