

OVERALL FINDINGS: 16-22 JANUARY

- 122 out of 1,183 ISMI-covered communities in Aleppo, Ar-Raqqa, Deir-ez-Zor, Hama, Homs and Idleb governorates experienced inward or outward movement of IDPs
 - 10,616 IDP arrivals
 - 9,220 IDP departures
- The ongoing offensive on Al Bab continued to drive large scale displacement within Aleppo governorate¹
- Large movements from Aleppo, as well as Hama towards Idleb governorate continued
- IDP departures exceeded arrivals in Aleppo and Hama governorate

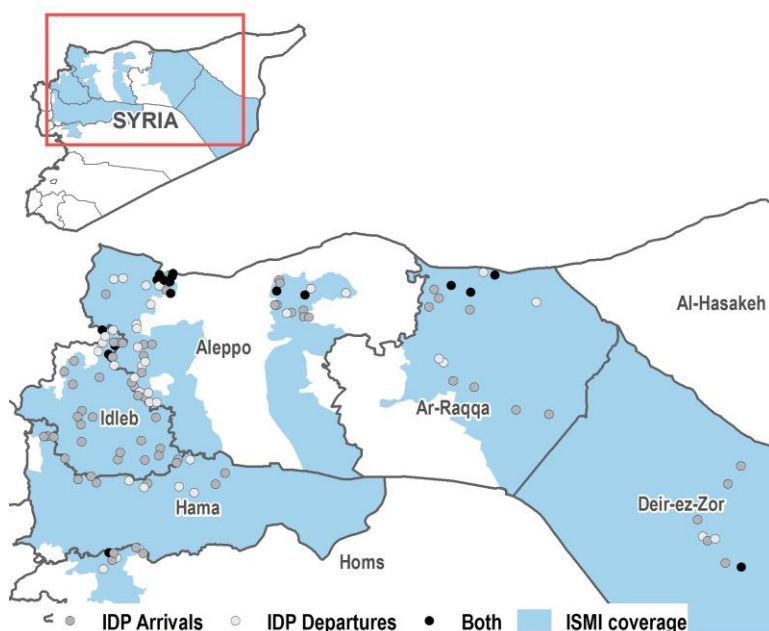


Table 1: Recorded IDP arrivals to ISMI-covered communities, by governorate, 16-22 January 2017

		16 – 22 January IDP ARRIVALS					Last week	Week before	
		Reported arrivals (# IDPs)	Communities with largest IDP arrivals (# IDPs)		Most common provenance of IDP arrivals (# IDPs)		Change to last week	Reported arrivals (# IDPs)	Reported arrivals (# IDPs)
GOVERNORATE	Aleppo	5,208	Salama (3,000) ³	Menbij (264)	Al Bab (730)	Tadaf (360)	↑	3,749	3,352
	Idleb	3,749	Ma'arrat Tamsrin (810)	Kafr Nobol (400)	Aleppo (1,188)	Kafr Naha (450)	↑	1,937	3,842
	Ar-Raqqa	1,046	Ar-Raqqa (480)	Abu Nituleh (216)	Ar-Raqqa (285)	Jeb AlSheer (127)	↓	2,279	770
	Homs	169	Ar-Rastan (49)	Ghasbiyeh (42)	Ghanto (49)	Zafaraniya (42)	↓	185	57
	Hama	284	Sayad (91)	Latmin (56)	Suran & Tiba Elemam (63 each)	Tal Milh (42)	↓	381	342
	Deir-ez-Zor	160	Tiba (48)	Zbara (35)	Deir-ez-Zor (122)	Jneineh (20)	↑	140	57

Table 2: Recorded IDP departures from ISMI-covered communities, by governorate, 16-22 January 2017⁴

		16 – 22 January IDP DEPARTURES					Last week	Week before	
		Reported departures (# IDPs)	Communities with largest IDP departures (# IDPs)		Most common destinations of IDP departures (# IDPs)		Change to last week	Reported departures (# IDPs)	Reported departures (# IDPs)
GOVERNORATE	Aleppo	7,459	A'zaz (5,600) ³	Salama (210) ³	Salama (2,100)	Zayzafun – Ekdeh (1,400)	↑	4,223	4,304
	Idleb	558	Dana (162)	Kafr Deryan (100)	Turkey (168)	Atma (100)	↓	1,457	2,024
	Ar-Raqqa	425	Western Kabsh (285)	Royan (85)	Rashidiyeh (Ar-Raqqa) (150)	Abu Kabret Al Rashid (135)	↓	2,160	1,146
	Homs	117	Zafaraniya (42)	Ar-Rastan (35)	Ghasbiyeh (42)	Ballan (35)	↑	114	51
	Hama	583	Janat ElSawameh (427)	Qbeibat Abu Elhuda (63)	Turkey (263)	Hama (247)	↑	191	80
	Deir-ez-Zor	78	Abu Hamam (36)	Al Mayadin (24)	Tadmor (42)	Kishkiyeh (24)	↓	114	29

¹ Syrian Observatory for Human Rights, [Air and artillery strikes target al-Bab area and the northeastern countryside of Aleppo](#), 15 January 2017

² UNHCR, [Syria: Flash update on recent events - 25 January 2017](#); OCHA, [Syrian Arab Republic: Aleppo Situation Report No. 14](#), 20 January 2017

³ It should be noted that the scale and fluidity of movements into and out of communities in A'zaz sub-district present considerable challenges for the reporting of accurate figures. The numbers reported here thus represent best estimates provided by and triangulated across at least two key informants.

⁴ While Aleppo city was initially covered by ISMI enumerators, the safety and security situation and movement restriction caused the suspension of data collection in the city. Hence, departures from Aleppo city are not covered under departures, but under arrivals in other ISMI-covered communities.

ALEPPO GOVERNORATE

Recorded IDP arrivals

- 5,208 IDPs

% of arrivals from other governorates

- 19%

Most common shelter of newly arrived IDPs

- Camps (2,511 IDPs)
- Individual tents (951 IDPs)

Recorded IDP departures

- 7,459 IDPs

% of departures to other governorates

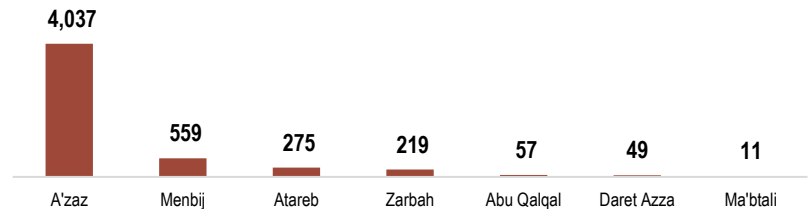
- 5%

Most common reasons for IDPs leaving Aleppo communities

- Family reunification elsewhere, improved safety in area of origin

A reported total of **5,208 IDPs** arrived to ISMI-covered communities in Aleppo governorate in the past week. The majority of arrivals were recorded in **A'zaz sub-district**, with fewer inward movements reported in **Menbij sub-district** (Figure 1). The ongoing offensive on Al Bab appears to be one of the drivers behind movements toward northern Aleppo governorate, with **nearly 1,300 IDPs arriving from areas in Al Bab district** – 925 from Al Bab sub-district and 374 from Tadaf sub-district (Figure 3). As in previous weeks, the **number of IDP departures across ISMI-covered areas exceeded arrivals, at 7,459 IDPs**. The majority of outward movements occurred towards A'zaz and Suran sub-districts.

Figure 1: Reported arrivals to sub-district (# IDPs)



Map 1: Major displacements to ISMI-covered Aleppo communities

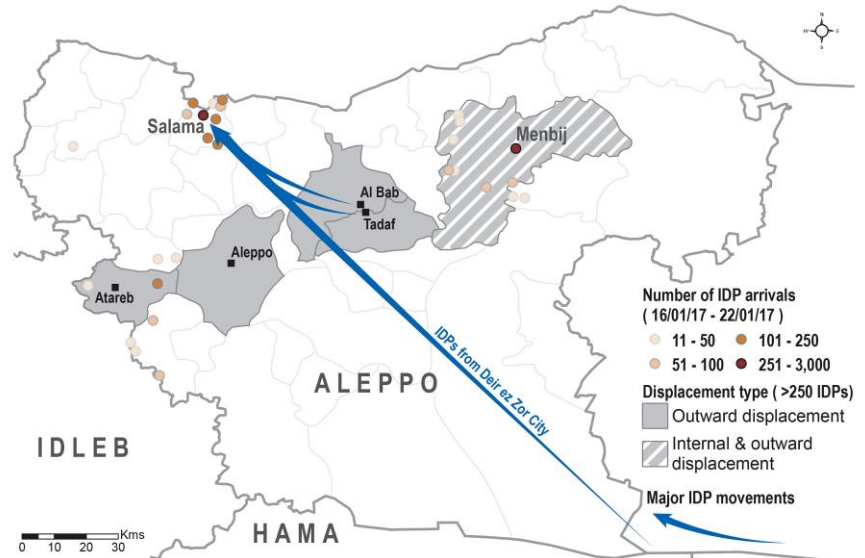


Figure 2: Five ISMI-covered communities receiving largest IDP arrivals (# IDP)


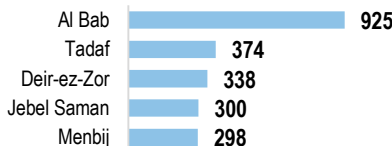


Figure 3: Five most common sub-districts of provenance of arrivals (# IDP)



AR-RAQQA GOVERNORATE

Over the past week, **ISMI-covered Ar-Raqqa communities saw the arrival of 1,046 IDPs to six sub-districts** (Figure 4). Ar-Raqqa and Abu Nituleh community experienced the largest arrivals, with 480 and 216 IDPs respectively (Figure 5). The majority of inward movements originated from Ar-Raqqa sub-district (661, Figure 6). A total of **425 IDPs left ISMI-covered communities**, with 370 IDPs leaving communities in **Ar-Raqqa sub-district** either to other locations in the sub-district (285), or towards A'zaz (85).

Figure 4: Reported arrivals to sub-districts (# IDPs)

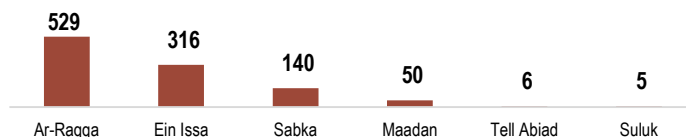


Figure 5: Five ISMI-covered communities receiving largest IDP arrivals (# IDPs)

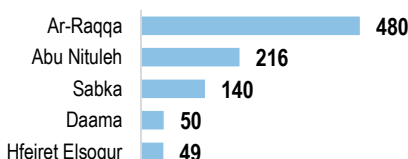



Figure 6: Sub-districts of provenance of arrivals (# IDPs)



Recorded IDP arrivals

- 1,046 IDPs

% of arrivals from other governorates

- 0%

Most common shelter of newly arrived IDPs

- Hosted (687 IDPs)
- Rented/owned housing (240 IDPs)

Recorded IDP departures

- 425 IDPs

% of departures to other governorates

- 23%

Most common reasons for IDPs leaving Ar-Raqqa communities

- Improved safety/reduced conflict in area of origin

IDLEB GOVERNORATE

Recorded IDP arrivals

- 3,749 IDPs

% of arrivals from other governorates

- 95%

Most common shelter of newly arrived IDPs

- Rented/owned housing (1,870 IDPs)
- Hosted (1,047 IDPs)

Recorded IDP departures

- 558 IDPs

% of departures to other governorates

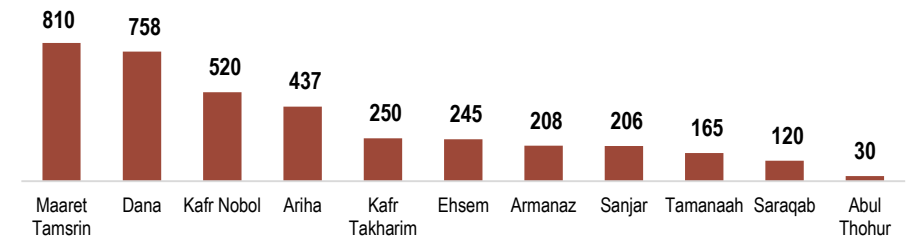
- 52%

Most common reasons for IDPs leaving Idleb communities

- Family reunification elsewhere

With persistent conflict across Aleppo and Hama governorate, Idleb governorate continues to receive large numbers of IDPs from these governorates. Out of a total of **3,749 IDP arrivals**, **2,343 IDPs arrived from Aleppo governorate and 683 from Hama governorate, with the largest movements** occurring from Jebel Saman and Atareb sub-districts in Aleppo, followed by Suran in Hama (Figure 9). Maaret Tamsrin and Dana sub-districts reported the largest arrivals (Figure 7). Meanwhile, **558 IDPs left ISMI-covered communities in Idleb governorate, primarily towards the border**. During the reporting period, 168 IDPs reportedly crossed to Turkey, while another 100 IDPs departed to Atma and 96 to Jarablus.

Figure 7: Reported arrivals to sub-district (# IDPs)



Map 2: Major displacement to and within Idleb governorate

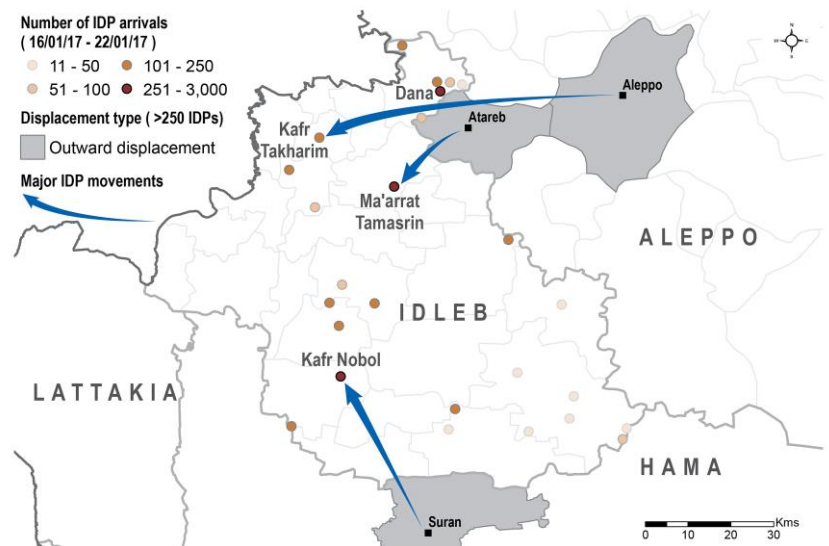


Figure 8: Five ISMI-covered communities receiving largest IDP arrivals (# IDPs)

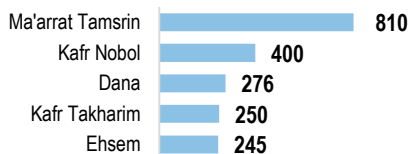
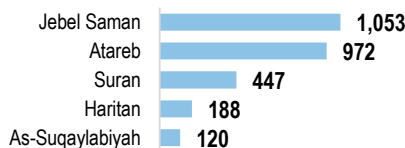


Figure 9: Five most common sub-districts of provenance of arrivals (# IDPs)



HAMA GOVERNORATE

A total of **284 IDPs arrived to ISMI-covered communities in northeastern and northwestern Hama** (Figure 10), primarily from Suran sub-district (126) (Figure 12). The communities with the largest influx of IDPs were Sayad (91) and Latmin (56) (Figure 11). **Secondary displacement exceeded IDP arrivals, with 583 IDPs leaving ISMI-covered Hama communities**. The majority of departures occurred from **Hamra sub-district (460)**, with a majority of these leaving to Turkey (263), and 193 IDPs leaving to Hama city.

Figure 10: Reported arrivals to sub-districts (# IDPs)

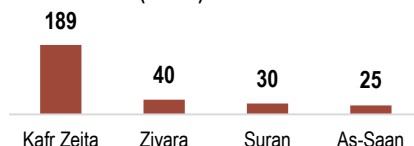


Figure 11: Seven ISMI-covered communities receiving largest IDP arrivals (# IDPs)

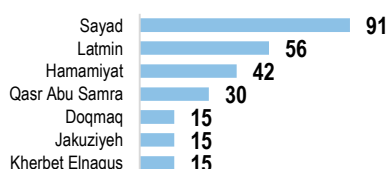
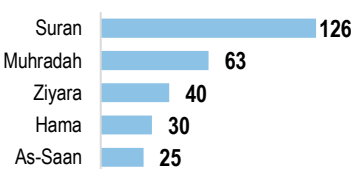


Figure 12: Sub-districts of provenance of arrivals (# IDPs)



Recorded IDP arrivals

- 284 IDPs

% of arrivals from other governorates

- 0%

Most common shelter of newly arrived IDPs

- Hosted (147 IDPs)
- Rented/owned housing (74 IDPs)

Recorded IDP departures

- 583 IDPs

% of departures to other governorates

- 51%

Most common reasons for IDPs leaving Hama communities

- Family reunification elsewhere, loss of income

HOMS GOVERNORATE

Recorded IDP arrivals

- 169 IDPs

% of arrivals from other governorates

- 22%

Most common shelter of newly arrived IDPs

- Rented/owned housing (85 IDPs)
- Hosted (54 IDPs)

Recorded IDP departures

- 117 IDPs

% of departures to other governorates

- 0%

Most common reasons for IDPs leaving Homs communities

- Safety and security concerns

A total of 169 IDPs arrived to five ISMI-covered communities in Ar-Rastan (159) and Talbiseh (10) sub-districts (Figure 13, 14). The majority of these movements originated in Talbiseh sub-district (91) (Figure 15). Meanwhile, a total of 117 IDPs left four ISMI-covered communities in Talbiseh (62) and Ar-Rastan (55) sub-districts, to other areas within these two sub-districts.

Figure 13: Reported arrivals to sub-district (# IDPs)

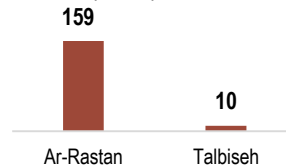


Figure 14: ISMI-covered communities receiving IDP arrivals (# IDPs)

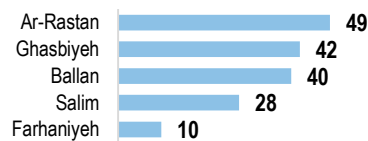
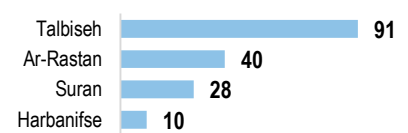


Figure 15: Sub-districts of provenance of arrivals (# IDPs)



DEIR-EZ-ZOR GOVERNORATE

A total of 160 IDPs arrived to six ISMI-covered communities in Al Mayadin, Sur, Ashara and Hajin sub-districts (Figures 16, 17). The majority of movements originated in Deir-ez-Zor (142), while some movements were reported from Hajin (12) sub-districts (Figure 18). Meanwhile, 78 IDPs left Abu Hamam (36), Al Mayadin (24) and Thiban (18) communities, with a majority of them reportedly returning to Tadmor in Homs governorate.

Figure 16: Reported arrivals to sub-district (# IDPs)

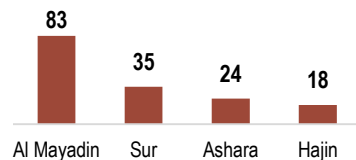


Figure 17: Five ISMI-covered communities receiving largest IDP arrivals (# IDPs)

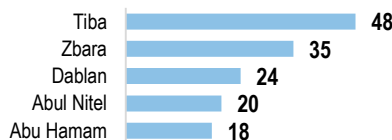


Figure 18: Sub-districts of provenance of arrivals (# IDPs)



Recorded IDP arrivals

- 160 IDPs

% of arrivals from other governorates

- 0%

Most common shelter of newly arrived IDPs

- Hosted (154 IDPs)

Recorded IDP departures

- 78 IDPs

% of departures to other governorates

- 69%

Most common reasons for IDPs leaving Deir-ez-Zor communities

- Improved safety/reduced conflict in area of origin

ABOUT ISMI & THIS FACTSHEET

The IDP Situation Monitoring Initiative (ISMI) is an initiative of the Camp Coordination and Camp Management (CCCM) Cluster, implemented by REACH with the support of Syria Relief Network (SRN) and cluster members.

Following a baseline assessment conducted between 23 October and 21 November 2016, weekly data collection cycles have been initiated to provide regular updates on IDP movements. Based on 1,183 communities assessed in the governorates of Aleppo, Ar-Raqqa, Deir-ez-Zor, Hama, Homs and Idleb during the baseline, this factsheet presents a summary of reported inward and outward movements of IDPs in the 7 days preceding data collection. **From 16 to 22 January 2017 such displacements were reported in 122 out of all ISMI-covered communities.**

Displacement was identified through an extensive key informant (KI) network, either through alert initiated by KIs or follow-up by enumerators. A range of 2-3 KIs were interviewed in each community, while collected information was further triangulated through other sources, including CCCM member data and humanitarian updates. This approach allows for regular updates on IDP movements at a community level across ISMI coverage areas. As movement updates are limited to areas covered by ISMI, there are displacements that are not reported on here.

An initiative of



Feedback: CCCM Cluster Northern Syria, Email:

syria_cross.border.info@ccmcluster.org

Info:

<http://www.globalccmcluster.org>

<https://www.humanitarianresponse.info>

info

Implemented by

