

OVERALL FINDINGS: 6-12 FEBRUARY

- 112 out of 1,183 ISMI-covered communities in Aleppo, Ar-Raqqa, Deir-ez-Zor, Hama, Homs and Idleb governorates experienced inward or outward movement of IDPs
 - 12,091 IDP arrivals
 - 6,346 IDP departures
- Large scale movements towards northern Aleppo governorate, driven by escalating conflict including in Al Bab¹
- Escalating conflict in Ar-Raqqa drove considerable displacement within and beyond governorate boundaries, including to Aleppo and Idleb²
- Secondary displacement exceeded IDP arrivals in Ar-Raqqa, Hama and Homs

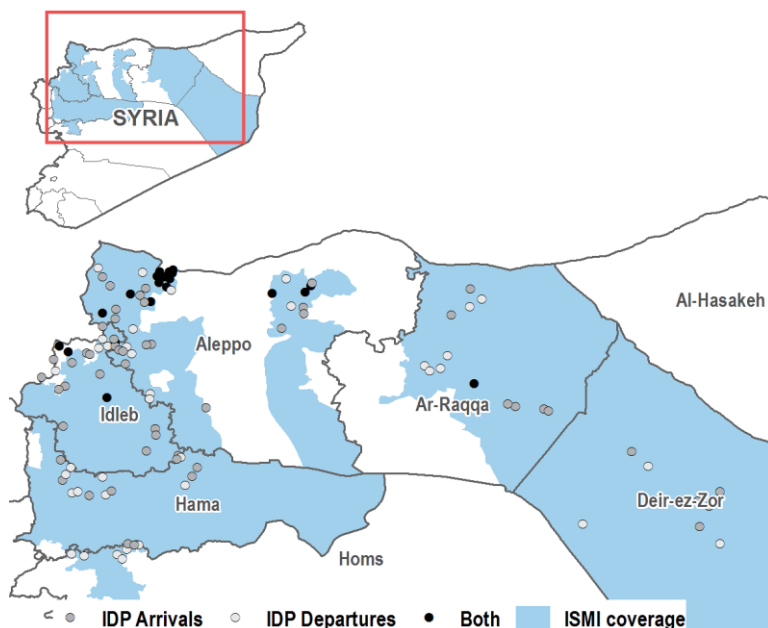


Table 1: Recorded IDP arrivals to ISMI-covered communities, by governorate, 6-12 February 2017

		6-12 February 2017 IDP ARRIVALS					Change to last week	Last week Reported arrivals (# IDPs)	Week before Reported arrivals (# IDPs)
		Reported arrivals (# IDPs)	Communities with largest IDP arrivals (# IDPs)		Most common provenance of IDP arrivals (# IDPs)				
GOVERNORATE	Aleppo	8,640	Salama (3,000) ³	Krum (1,500) ³	Al Bab (927)	Ar-Raqqa (442)	↑	4,476	4,550
	Idleb	2,115	Dana (372)	Ma'arrat Tamasrin (348)	Wadi Barada (388) ⁴	Aleppo (194)	↓	3,101	1,310
	Ar-Raqqa	847	Ar-Raqqa (360)	Sabka (175)	Ar-Raqqa (395)	Rohayat (90)	↑	409	165
	Hama	231	Halfaya (90)	Suran (50)	Latmana, Murak (40 each)	Braideej, Hama, Tiba Elemam (25 each)	↓	267	191
	Deir-ez-Zor	163	Dahleh and Sawa (36 each)	Lower Hawi Baqras (30)	Deir-ez-Zor, Mhemideh (36 each)	Quriyeh (30)	↓	230	156
	Homs	95	Wazeiyeh (50)	Asilah (45)	Ez Eldin (45)	Not sure (50)	↑	38	57

Table 2: Recorded IDP departures from ISMI-covered communities, by governorate, 6-12 February 2017

		6-12 February 2017 IDP DEPARTURES					Change to last week	Last week Reported departures (# IDPs)	Week before Reported departures (# IDPs)
		Reported departures (# IDPs)	Communities with largest IDP departures (# IDPs)		Most common destinations of IDP departures (# IDPs)				
GOVERNORATE	Aleppo	2,799	Menbij (984)	Jazraya (270)	A'rma (484)	Aleppo (317)	↑	2,733	8,957
	Idleb	1,837	Sarmada (600)	Bab El Hawa (410)	Turkey (349)	Madiq Castle (280)	↑	452	1,332
	Ar-Raqqa	888	Ar-Raqqa (450)	Sharkrak (222)	Ein Issa (251)	Sabka (150)	↑	448	425
	Hama	598	Kafr Nabutha (150)	Treismeh (138)	Khan Shaykun (90)	Hama, Latmana (72 each)	↑	205	294
	Homs	130	Burj Qaei, Deir Fool, Zafaraniya (30 each)	Kafr Laha (24)	Asilah, Makrumiyeh (30 each)	Harbanifse (24)	↓	157	180
	Deir-ez-Zor	95	Mhemideh (42)	Quriyeh (35)	Dahleh (42)	Lower Hawi Baqras (35)	↑	20	75

^{1,2} UNHCR, [Syria: Flash update on recent events - 9 February 2017](#); OCHA, [Syria Crisis: Ar-Raqqa Situation Update No. 1 \(as of 31 January 2017\)](#)

³ It should be noted that the scale and fluidity of movements into and out of communities in A'zaz sub-district present considerable challenges for the reporting of accurate figures. The numbers reported here thus represent best estimates provided by and triangulated across at least two key informants.

⁴ While these IDPs did not arrive directly from Wadi Barada in the past week, Wadi Barada was reported as their provenance as they had merely transited through other Idleb communities before, while now having been registered in ISMI-covered communities.

ALEPPO GOVERNORATE

Recorded IDP arrivals

- 8,640 IDPs

% of arrivals from other governorates

- 17%

Most common shelter of newly arrived IDPs

- Camps (5,530 IDPs)
- Rented/owned housing (1,052 IDPs)

Recorded IDP departures

- 2,799 IDPs

% of departures to other governorates

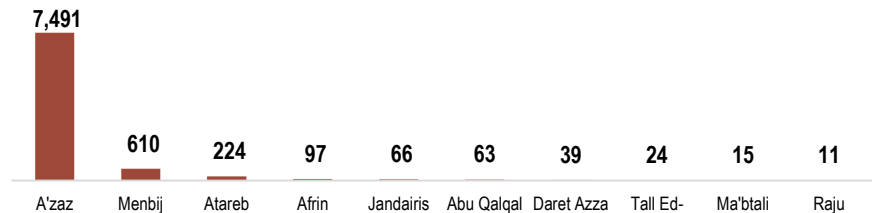
- 7%

Most common reasons for IDPs leaving Aleppo communities

- Improved safety/reduced conflict in area of origin

Conflict escalation in and around **Al Bab**, as well as in **Ar-Raqqa** governorate drove large scale IDP movements towards northern Aleppo governorate (Map 1, Figure 3), with **8,640 reported IDP arrivals in ISMI-covered communities** over the past week. The large majority of arrivals was recorded in **A'zaz sub-district**, with smaller movements to **Menbij sub-district** (Figure 1). As in the previous week, **Salama and Krum communities** in A'zaz sub-district witnessed the largest inward movements (Figure 2). **Secondary displacement of 2,799 IDPs** was also reported, with the largest number of IDP departures occurring from ISMI-covered communities in **Menbij sub-district (1,342 IDPs)**.

Figure 1: Reported arrivals to sub-district (# IDPs)



Map 1: Major displacements to ISMI-covered Aleppo communities

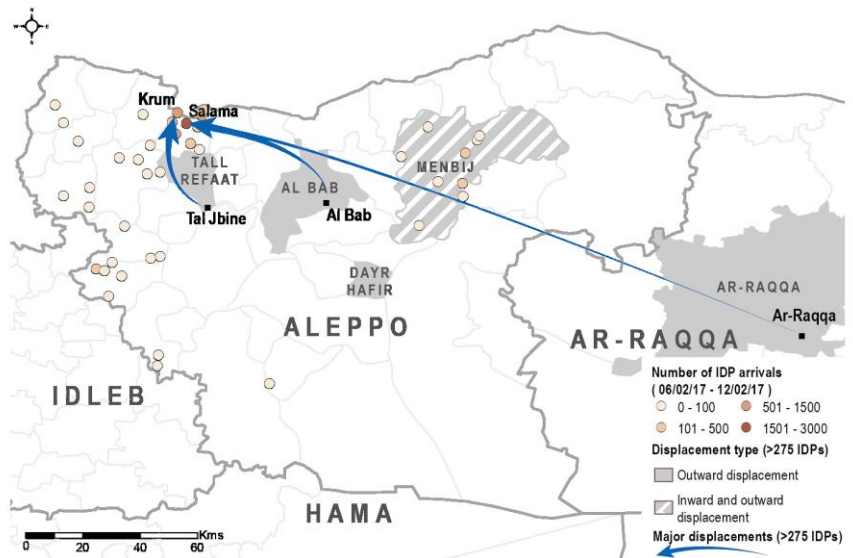


Figure 2: Five ISMI-covered communities receiving largest IDP arrivals (# IDP)

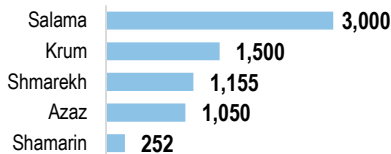
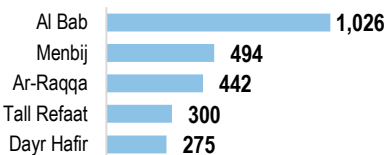


Figure 3: Five most common sub-districts of provenance of arrivals (# IDP)



AR-RAQQA GOVERNORATE

Over the past week, **847 IDPs arrived to seven ISMI-covered Ar-Raqqa communities in Ar-Raqqa (360), Sabka (210), Ein Issa (151) and Maadan (126) sub-districts** (Figure 4, 5). With escalating conflict to the North and West of Ar-Raqqa city, the **majority of IDPs have been displaced within and from Ar-Raqqa sub-district** (Figure 6), while the largest number of arrivals occurred to Ar-Raqqa city (Figure 5). Escalating conflict also induced significant secondary displacement (888), primarily from Ar-Raqqa sub-district (652).

Figure 4: Reported arrivals to sub-districts (# IDPs)

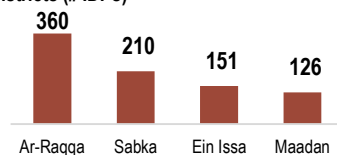


Figure 5: Five ISMI-covered communities receiving largest IDP arrivals (# IDPs)

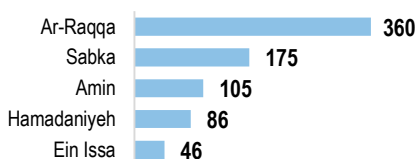
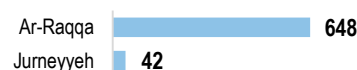


Figure 6: Sub-districts of provenance of arrivals (# IDPs)



Recorded IDP arrivals

- 847 IDPs

% of arrivals from other governorates

- 0%

Most common shelter of newly arrived IDPs

- Hosted (657 IDPs)
- Rented/owned housing (105 IDPs)

Recorded IDP departures

- 888 IDPs

% of departures to other governorates

- 0%

Most common reasons for IDPs leaving Ar-Raqqa communities

- Escalation of conflict

IDLEB GOVERNORATE

Recorded IDP arrivals

- 2,115 IDPs

% of arrivals from other governorates

- 89%

Most common shelter of newly arrived IDPs

- Rented/owned housing (1,305 IDPs)
- Hosted (630 IDPs)

Recorded IDP departures

- 1,837 IDPs

% of departures to other governorates

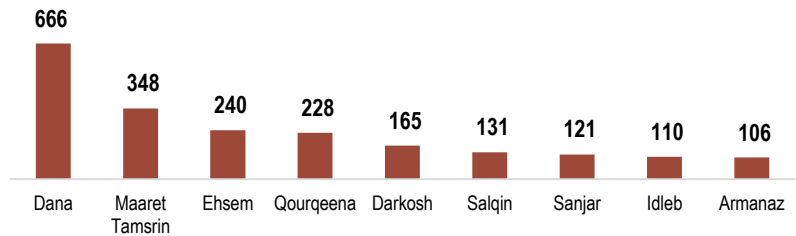
- 64%

Most common reasons for IDPs leaving Idleb communities

- Loss of income/family reunification elsewhere

Over the past week, ISMI-covered Idleb communities received a total of 2,115 IDPs (Map 2). The majority of arrivals occurred to **Dana and Maaret Tamsrin sub-districts**, with smaller numbers arriving in **Ehsem and Qourqeena** (Figure 7). Arrivals to Maaret Tamsrin were exclusively secondary displacements from the Wadi Barada area in Rural Damascus (incl. Az-Zabdani sub-district) who had reportedly transited through other Idleb communities before (Figure 8, Map 2). Meanwhile, **1,837 IDPs** left ISMI-covered communities in Idleb. The **majority of departures occurred in Dana sub-district**, with 1,650 IDPs leaving four communities. A total of 449 IDPs reportedly left across the border to Turkey.

Figure 7: Reported arrivals to sub-district (# IDPs)



Map 2: Major displacement to ISMI-covered Idleb communities



Figure 8: Five ISMI-covered communities receiving largest IDP arrivals (# IDPs)

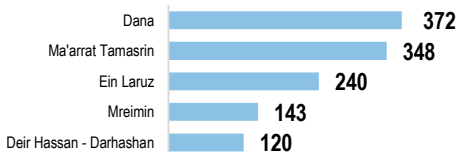
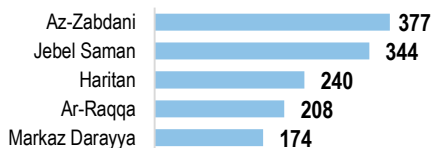


Figure 9: Five most common sub-districts of provenance of arrivals (# IDPs)



HAMA GOVERNORATE

Five ISMI-covered Hama communities in five sub-districts saw the **arrival of 231 IDPs** in the past week (Figure 10, 11). Movements primarily occurred within the governorate, with the largest number of arrivals coming from Suran sub-district (65), followed by Kafr Zeita (46). A total of **598 IDPs** left ISMI-covered Hama communities in the same sub-districts that reported arrivals. While most secondary displacements occurred within the governorate, the majority of IDPs leaving Suran left towards northern Idleb.

Figure 10: Reported arrivals to sub-districts (# IDPs)

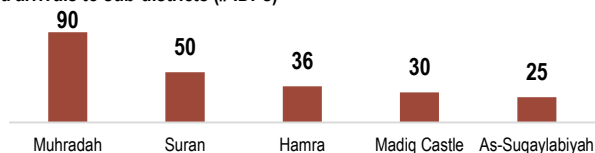


Figure 11: ISMI-covered communities receiving IDP arrivals (# IDPs)

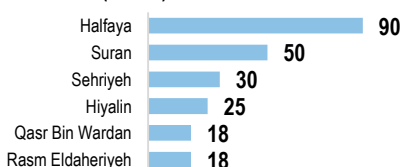
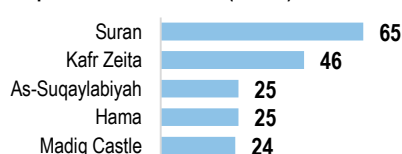


Figure 12: Five most common sub-districts of provenance of arrivals (# IDPs)



Recorded IDP arrivals

- 231 IDPs

% of arrivals from other governorates

- 4%

Most common shelter of newly arrived IDPs

- Hosted (125 IDPs)
- Rented/owned housing (100 IDPs)

Recorded IDP departures

- 598 IDPs

% of departures to other governorates

- 26%

Most common reasons for IDPs leaving Hama communities

- Escalation of conflict, loss of income, reduced conflict in area of origin

DEIR-EZ-ZOR GOVERNORATE

Recorded IDP arrivals

- 163 IDPs

% of arrivals from other governorates

- 26%

Most common shelter of newly arrived IDPs

- Hosted (96 IDPs)
- Rented/owned housing (55 IDPs)

Recorded IDP departures

- 95 IDPs

% of departures to other governorates

- 0%

Most common reasons for IDPs leaving Deir-ez-Zor communities

- Safety and security concerns

A total of **163 IDPs** arrived to six ISMI-covered communities in Deir-ez-Zor (Figure 14), with similar numbers arriving in **Basira, Khasham, Kisreh, Al Mayadin and Abu Kamal sub-districts** (Figure 13). Movements primarily occurred within the governorate, while some arrivals from Ar-Raqqa and Al-Hasakeh were also reported (Figure 15). Meanwhile, **95 IDPs** left three communities in **Kisreh (42), Ashara (35) and Deir-ez-Zor (18)** sub-districts.

Figure 13: Reported arrivals to sub-district (# IDPs)

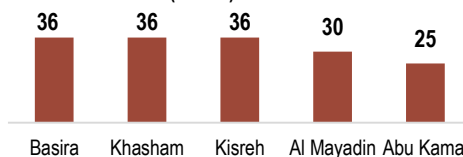


Figure 14: ISMI-covered communities receiving IDP arrivals (# IDPs)

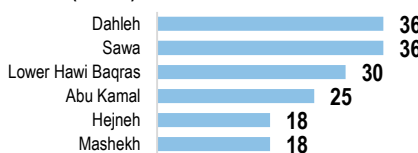
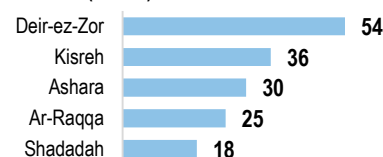


Figure 15: Sub-districts of provenance of arrivals (# IDPs)



HOMS GOVERNORATE

Over the past week, **95 IDPs** arrived to two ISMI-covered communities in **Ar-Rastan sub-district** (Figures 16, 17). All new arrivals were displaced within Ar-Rastan sub-district (Figure 18). Secondary displacement exceeded new arrivals, with **130 IDPs** leaving ISMI-covered communities in **Talbiseh (66), Taldu (54) and Ar-Rastan (10)**. While the majority of secondary movements remained within Homs governorate, 10 IDPs reportedly left to Turkey.

Figure 16: Reported arrivals to sub-district (# IDPs)

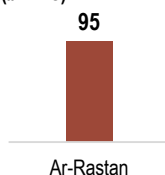


Figure 17: ISMI-covered communities receiving IDP arrivals (# IDPs)



Figure 18: Sub-district of provenance of arrivals (# IDPs)



Recorded IDP arrivals

- 95 IDPs

% of arrivals from other governorates

- 0%

Most common shelter of newly arrived IDPs

- Hosted (95 IDPs)

Recorded IDP departures

- 130 IDPs

% of departures to other governorates

- 28%

Most common reasons for IDPs leaving Homs communities

- Escalation of conflict

ABOUT ISMI & THIS FACTSHEET

The **IDP Situation Monitoring Initiative (ISMI)** is an initiative of the Camp Coordination and Camp Management (CCCM) Cluster, implemented by REACH with the support of Syria Relief Network (SRN) and cluster members.

Following a baseline assessment conducted between 23 October and 21 November 2016, weekly data collection cycles have been initiated to provide regular updates on IDP movements. Based on 1,183 communities assessed in the governorates of Aleppo, Ar-Raqqa, Deir-ez-Zor, Hama, Homs and Idleb during the baseline, this factsheet presents a summary of reported inward and outward movements of IDPs in the 7 days preceding data collection. **From 6 to 12 February 2017 such displacements were reported in 112 out of all ISMI-covered communities.**

Displacement was identified through an extensive key informant (KI) network, either through alert initiated by KIs or follow-up by enumerators. A range of 2-3 KIs were interviewed in each community, while collected information was further triangulated through other sources, including CCCM member data and humanitarian updates. This approach allows for regular updates on IDP movements at a community level across ISMI coverage areas. As movement updates are limited to areas covered by ISMI, there are displacements that are not reported on here.

An initiative of



Feedback: CCCM Cluster Northern Syria, Email: syria_cross.border.info@ccmcluster.org

Info: <http://www.globalccmcluster.org>, <https://www.humanitarianresponse.info>

Implemented by

