

## OVERALL FINDINGS: 23-29 JANUARY

- 97 out of 1,183 ISMI-covered communities in Aleppo, Ar-Raqqa, Deir-ez-Zor, Hama, Homs and Idleb governorates experienced inward or outward movement of IDPs
  - 6,429 IDP arrivals
  - 11,263 IDP departures
- Large scale movements across Aleppo governorate, in particular towards the North, continued, driven by escalating conflict including in Al Bab<sup>1</sup>
- Idleb governorate received considerable numbers of IDPs from Aleppo, as well as Rural Damascus governorate
- Secondary displacement exceeded IDP arrivals in all governorates but Deir-ez-Zor

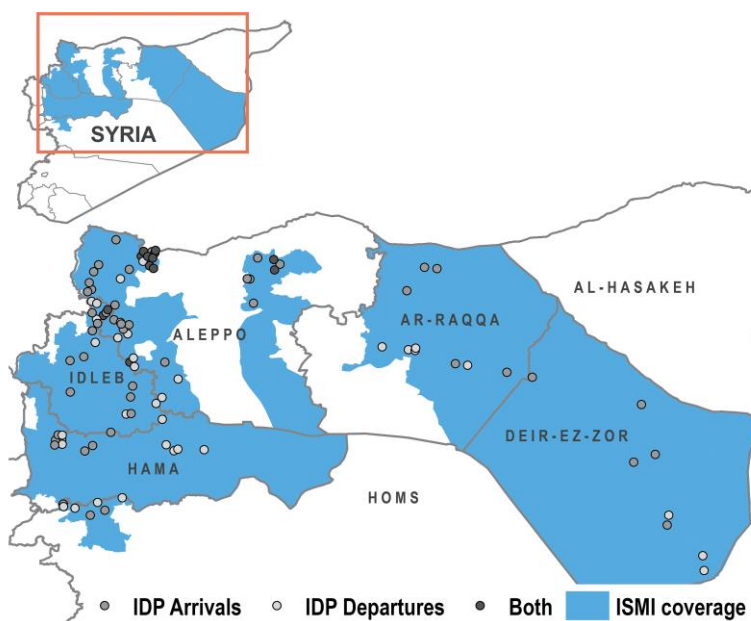


Table 1: Recorded IDP arrivals to ISMI-covered communities, by governorate, 23-29 January 2017

		23 – 29 January IDP ARRIVALS						Last week	Week before
		Reported arrivals (# IDPs)	Communities with largest IDP arrivals (# IDPs)		Most common provenance of IDP arrivals (# IDPs)		Change to last week	Reported arrivals (# IDPs)	Reported arrivals (# IDPs)
GOVERNORATE	Aleppo	4,550	Krum (960)	Salama (900)	Jeb Makhzum (727)	Al Bab (469)	↓	5,208	3,749
	Idleb	1,310	Bara (450)	Dana (192)	Andan (300)	Aleppo (225)	↓	3,749	1,937
	Ar-Raqqa	165	Yarobiyyeh - Khas Ejil (60)	Hamrat Balasim (50)	Karama (110)	Ar-Raqqa (23)	↓	1,046	2,279
	Homs	57	Makrumiyeh (30)	Daffa – Halmuz (15)	Deir Fool (30)	Deir Elfardis (12)	↓	169	185
	Hama	191	Atshan (40)	Braideej (36)	Jalma (36)	Maghir (35)	↓	284	381
	Deir-ez-Zor	156	Dweir (63)	Jazaret Elbuhmeid (30)	Deir-ez-Zor (93)	Khasham (63)	↓	160	140

Table 2: Recorded IDP departures from ISMI-covered communities, by governorate, 23-29 January 2017<sup>2</sup>

		23 – 29 January IDP DEPARTURES						Last week	Week before
		Reported departures (# IDPs)	Communities with largest IDP departures (# IDPs)		Most common destinations of IDP departures (# IDPs)		Change to last week	Reported departures (# IDPs)	Reported departures (# IDPs)
GOVERNORATE	Aleppo	8,957	A'zaz (4,200) <sup>3</sup>	Shmarekh (1,960)	Krum (840) <sup>4</sup>	Zayzafun - Ekdeh (700)	↑	7,459	4,223
	Idleb	1,332	Ram Hamdan (365)	Tilaada (245)	Turkey (276)	Kherbet Eljoz (126)	↑	558	1,457
	Ar-Raqqa	425	Karama (150)	Fteih (75)	Ar-Raqqa (205)	Yarobiyyeh - Khas Ejil (90)	↔	425	2,160
	Homs	180	Ar-Rastan (63)	Kafr Laha (48)	Dar Kabira (49)	Harbanifse (48)	↑	117	114
	Hama	294	Dalleh (96)	Karnaz (60)	Arfa (116)	Halfaya (60)	↓	583	191
	Deir-ez-Zor	75	Abu Hamam (36)	Abu Kamal (25)	Kishkiyyeh (36)	Tadmor (29)	↓	78	114

<sup>1</sup> UNHCR, [Syria: Flash update on recent events - 25 January 2017](#); Reuters, [Syrian army dash to al-Bab risks Turkey clash](#), 1 February 2017

<sup>2</sup> While Aleppo city was initially covered by ISMI enumerators, the safety and security situation and movement restriction caused the suspension of data collection in the city. Hence, departures from Aleppo city are not covered under departures, but under arrivals in other ISMI-covered communities.

<sup>3</sup> It should be noted that the scale and fluidity of movements into and out of communities in A'zaz sub-district present considerable challenges for the reporting of accurate figures. The numbers reported here thus represent best estimates provided by and triangulated across at least two key informants.

<sup>4</sup> For a total of 1,050 IDPs leaving ISMI-covered Aleppo communities the destination community was unknown, yet reported as located within A'zaz sub-district.

# ALEPPO GOVERNORATE

## Recorded IDP arrivals

- 4,550 IDPs

## % of arrivals from other governorates

- 11%

## Most common shelter of newly arrived IDPs

- Camps (2,474 IDPs)
- Individual tents (784 IDPs)

## Recorded IDP departures

- 8,957 IDPs

## % of departures to other governorates

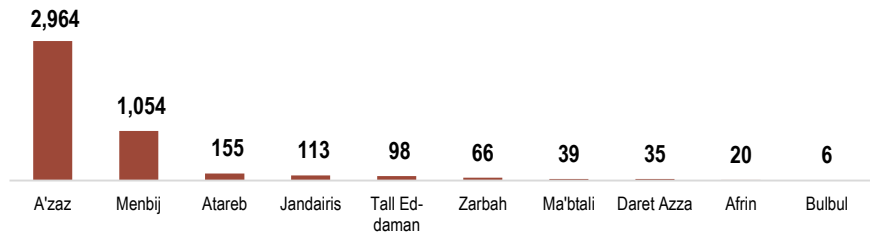
- 3%

## Most common reasons for IDPs leaving Aleppo communities

- Improved safety/reduced conflict in area of origin

A total of 4,550 IDP arrivals were reported in ISMI-covered Aleppo communities over the past week. The majority of arrivals were recorded in **A'zaz sub-district**, with another quarter of arrivals occurring in **Menbij sub-district** (Figure 1). Most reported movements in Menbij sub-district occurred from other areas in the same sub-district, while a considerable proportion of movements toward A'zaz occurred from Al Bab sub-district (Map 1). As in previous weeks, the **number of IDP departures across ISMI-covered areas exceeded arrivals, at 8,957 IDPs**. Departures appeared to primarily occur from ISMI-covered A'zaz communities to other areas within the sub-district, as well as to areas of Suran sub-district.

Figure 1: Reported arrivals to sub-district (# IDPs)



Map 1: Major displacements to ISMI-covered Aleppo communities

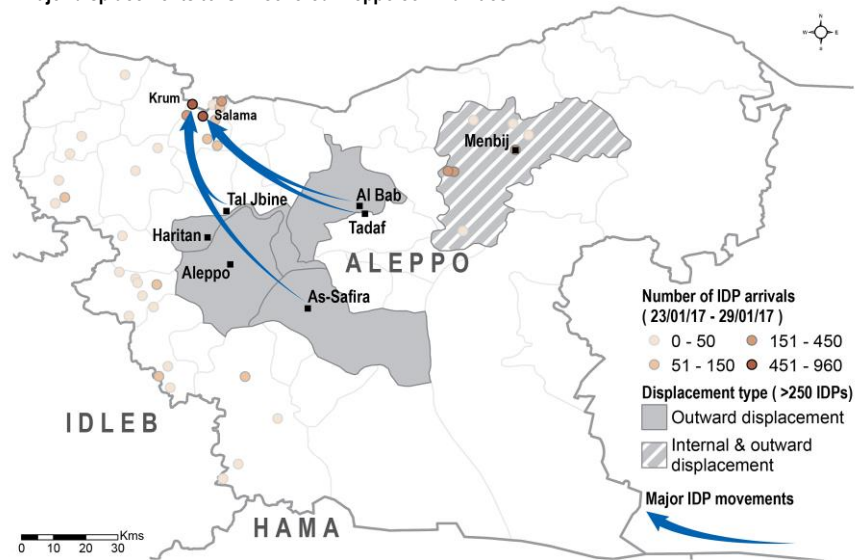


Figure 2: Five ISMI-covered communities receiving largest IDP arrivals (# IDP)

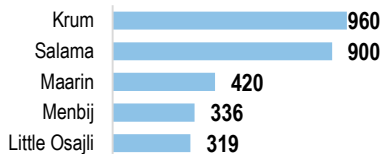
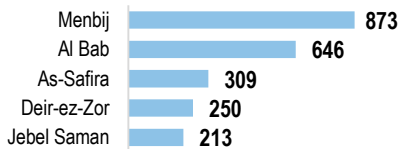


Figure 3: Five most common sub-districts of provenance of arrivals (# IDP)



# HAMA GOVERNORATE

Over the past week, **six ISMI-covered Hama communities in two sub-districts saw the arrival of 191 IDPs** (Figure 4, 5). Similar numbers of IDPs arrived to these communities, with Atshan receiving the largest number at 40 IDPs. The largest number of inward movements originated in Karnaz sub-district (71), followed by Muhradah (49) (Figure 6). IDP arrivals were exceeded by departures, with **294 IDPs leaving** ISMI-covered Hama communities in **As-Saan and As-Suqaylabiyah sub-districts**, including to Hamra and Hama sub-districts.

Figure 4: Reported arrivals to sub-districts (# IDPs)

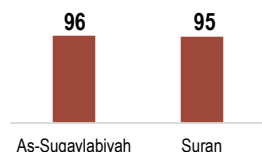
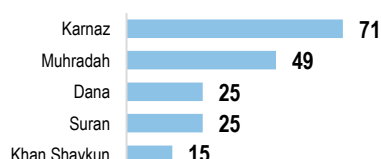


Figure 5: Five ISMI-covered communities receiving largest IDP arrivals (# IDPs)



Figure 6: Sub-districts of provenance of arrivals (# IDPs)



## Recorded IDP arrivals

- 191 IDPs

## % of arrivals from other governorates

- 22%

## Most common shelter of newly arrived IDPs

- Rented/owned housing (96 IDPs)
- Hosted (52 IDPs)

## Recorded IDP departures

- 294 IDPs

## % of departures to other governorates

- 5%

## Most common reasons for IDPs leaving Hama communities

- Escalation of conflict/safety and security concerns

# IDLEB GOVERNORATE

## Recorded IDP arrivals

- 1,310 IDPs

## % of arrivals from other governorates

- 92%

## Most common shelter of newly arrived IDPs

- Rented/owned housing (874 IDPs)
- Hosted (184 IDPs)

## Recorded IDP departures

- 1,332 IDPs

## % of departures to other governorates

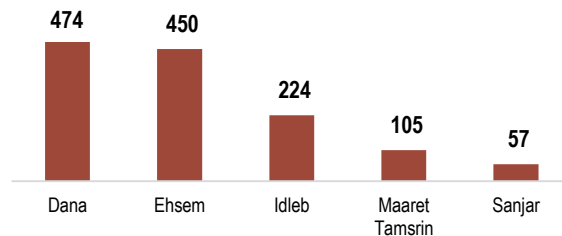
- 60%

## Most common reasons for IDPs leaving Idleb communities

- Location was intended as transit only

Over the past week, ISMI-covered Idleb communities **received a total of 1,310 IDPs**, primarily from Aleppo (635), Rural Damascus (324) and Ar-Raqqa (120) governorates (Map 2). The majority of arrivals occurred to **Dana and Ehsem sub-districts**, with smaller numbers arriving in **Idleb** (Figure 7). All arrivals in Ehsem sub-district occurred to **Bara community**, as the community receiving the largest number of IDPs overall at 450 (Figure 8, Map 2). Meanwhile, a near equal number of IDPs left ISMI-covered Idleb communities, at a total of **1,332 IDPs**. The **majority of departures occurred in Dana sub-district**, with 947 IDPs leaving six communities. A total of 276 IDPs reportedly left across the border to Turkey.

Figure 7: Reported arrivals to sub-district (# IDPs)



Map 2: Major displacement to ISMI-covered Idleb communities

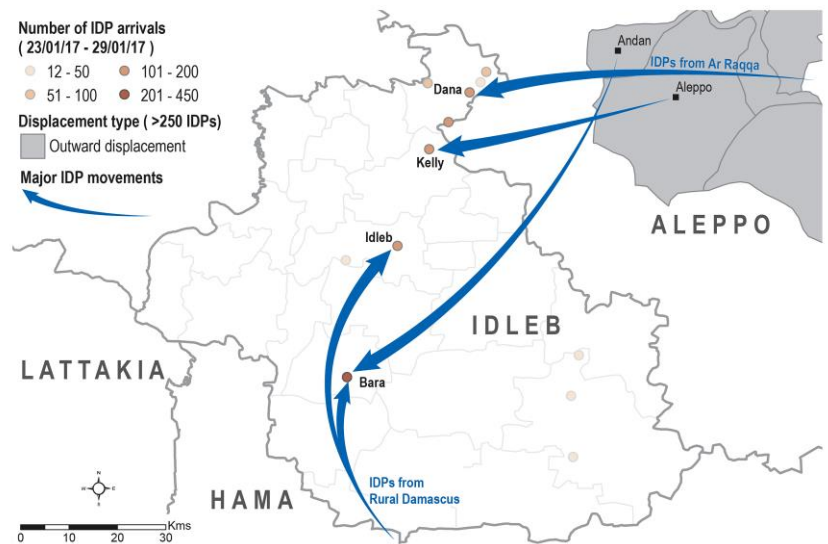


Figure 8: Five ISMI-covered communities receiving largest IDP arrivals (# IDPs)

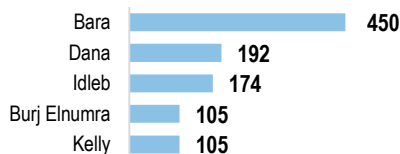
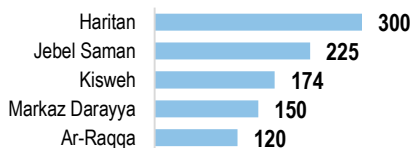


Figure 9: Five most common sub-districts of provenance of arrivals (# IDPs)



# AR-RAQQA GOVERNORATE

Five ISMI-covered Ar-Raqqa communities in Karama, Ein Issa and Suluk sub-districts saw the **arrival of 165 IDPs** in the past week (Figure 10, 11). Movements primarily occurred **within Karama sub-district**, as well as **from Ar-Raqqa sub-district** (Figure 12). Considerable **secondary displacement** occurred with **425 IDPs leaving ISMI-covered communities in Ar-Raqqa (275) and Karama sub-districts (150)**. IDPs left due to reported escalations in conflict, towards other areas within the same sub-districts.

Figure 10: Reported arrivals to sub-districts (# IDPs)

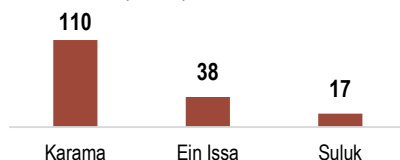


Figure 11: ISMI-covered communities receiving IDP arrivals (# IDPs)

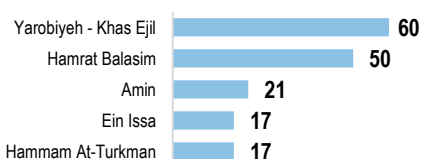


Figure 12: Sub-districts of provenance of arrivals (# IDPs)



## Recorded IDP arrivals

- 165 IDPs

## % of arrivals from other governorates

- 0%

## Most common shelter of newly arrived IDPs

- Hosted (148 IDPs)
- Collective centres (17 IDPs)

## Recorded IDP departures

- 425 IDPs

## % of departures to other governorates

- 0%

## Most common reasons for IDPs leaving Ar-Raqqa communities

- Escalation of conflict/safety and security concerns

## DEIR-EZ-ZOR GOVERNORATE

### Recorded IDP arrivals

- 156 IDPs

### % of arrivals from other governorates

- 0%

### Most common shelter of newly arrived IDPs

- Hosted (128 IDPs)
- Collective centres (28 IDPs)

### Recorded IDP departures

- 75 IDPs

### % of departures to other governorates

- 39%

### Most common reasons for IDPs leaving Deir-ez-Zor communities

- Improved safety/reduced conflict in area of origin

Over the past week, a total of **159 IDP arrivals** were reported in **five ISMI-covered communities in four Deir-ez-Zor sub-districts** (Figure 13, 14). These movements originated in Deir-ez-Zor (93) and Khasham sub-districts (Figure 15). Meanwhile, **75 IDPs left three communities in Abu Kamal (39) and Hajin (36) sub-districts**, with 46 IDPs leaving to areas in Hajin and 29 reportedly returning to Tadmor sub-district in Homs.

Figure 13: Reported arrivals to sub-district (# IDPs)

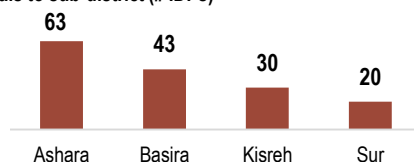


Figure 14: ISMI-covered communities receiving IDP arrivals (# IDPs)

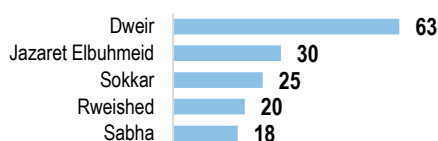


Figure 15: Sub-districts of provenance of arrivals (# IDPs)



## HOMS GOVERNORATE

A total of **57 IDPs arrived to three ISMI-covered communities in Talbiseh, Homs and Taldy sub-districts** (Figures 16, 17). Movements occurred within Talbiseh and Homs sub-districts, as well as from Harbanifse to Taldy sub-districts (Figure 18). Meanwhile, four ISMI-covered communities in Ar-Rastan and Taldy sub-districts recorded the **secondary displacement of 180 IDPs to other areas in Homs governorate**.

Figure 16: Reported arrivals to sub-district (# IDPs)

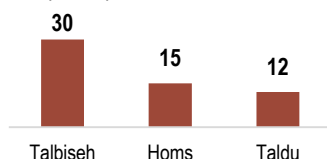


Figure 17: ISMI-covered communities receiving IDP arrivals (# IDPs)


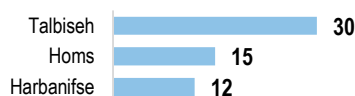


Figure 18: Sub-districts of provenance of arrivals (# IDPs)



### Recorded IDP arrivals

- 57 IDPs

### % of arrivals from other governorates

- 21%

### Most common shelter of newly arrived IDPs

- Rented/owned housing (23 IDPs)
- Hosted (22 IDPs)

### Recorded IDP departures

- 180 IDPs

### % of departures to other governorates

- 31%

### Most common reasons for IDPs leaving Homs communities

- Safety and security concerns, reduced access to food

## ABOUT ISMI & THIS FACTSHEET

The **IDP Situation Monitoring Initiative (ISMI)** is an initiative of the Camp Coordination and Camp Management (CCCM) Cluster, implemented by REACH with the support of Syria Relief Network (SRN) and cluster members.

Following a baseline assessment conducted between 23 October and 21 November 2016, weekly data collection cycles have been initiated to provide regular updates on IDP movements. Based on 1,183 communities assessed in the governorates of Aleppo, Ar-Raqqa, Deir-ez-Zor, Hama, Homs and Idleb during the baseline, this factsheet presents a summary of reported inward and outward movements of IDPs in the 7 days preceding data collection. **From 23 to 29 January 2017 such displacements were reported in 97 out of all ISMI-covered communities.**

Displacement was identified through an extensive key informant (KI) network, either through alert initiated by KIs or follow-up by enumerators. A range of 2-3 KIs were interviewed in each community, while collected information was further triangulated through other sources, including CCCM member data and humanitarian updates. This approach allows for regular updates on IDP movements at a community level across ISMI coverage areas. As movement updates are limited to areas covered by ISMI, there are displacements that are not reported on here.

### An initiative of



Feedback: CCCM Cluster Northern Syria, Email:

[syria.cross.border.info@ccmcluster.org](mailto:syria.cross.border.info@ccmcluster.org)

Info:

<http://www.globalccmcluster.org>

<https://www.humanitarianresponse.info>

info

### Implemented by

