

OVERALL FINDINGS: 13-19 FEBRUARY

- **108 out of 1,183 ISMI-covered communities** in Aleppo, Ar-Raqqa, Deir-ez-Zor, Hama, Homs and Idleb governorates experienced inward or outward movement of IDPs
 - 9,836 IDP arrivals
 - 4,460 IDP departures
- **Continued displacement into communities in northern Aleppo**; most commonly from conflict-affected areas in Al-Bab¹
- **Ongoing displacement of populations from communities in and around Ar-Raqqa sub-district**, generally travelling north but remaining within the governorate¹
- **Following the escalation of conflict in southern Syria**, IDPs arrived from Dar'a sub-district into Idleb and Deir-ez-Zor governorates¹

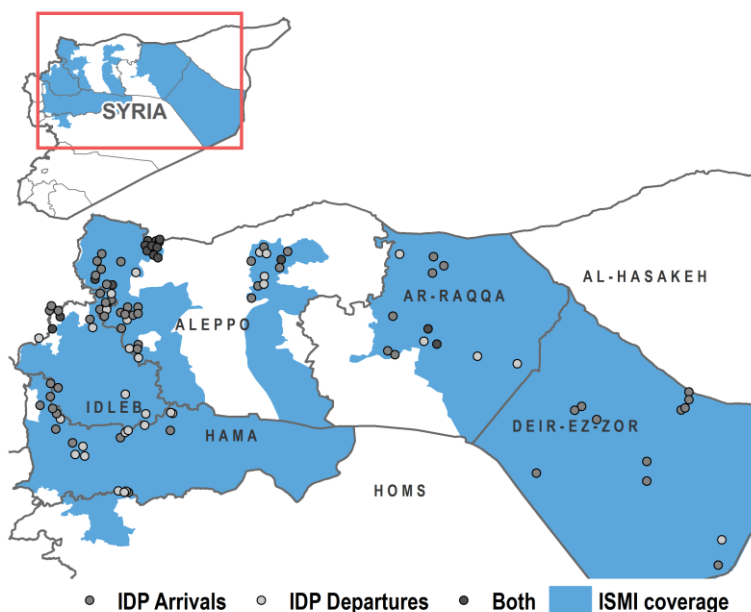


Table 1: Recorded IDP arrivals to ISMI-covered communities, by governorate, 13-19 February 2017

		IDP ARRIVALS					Last week	Week before	
		Reported arrivals (# IDPs)	Communities with largest IDP arrivals (# IDPs)		Most common provenance of IDP arrivals (# IDPs)		Change to last week	Reported arrivals (# IDPs)	Reported arrivals (# IDPs)
GOVERNORATE	Aleppo	6,599	Shamarin (1,500) ²	A'zaz (1,400) ²	Ar-Raqqa (456)	Al Bab (345)	↓	8,640	4,476
	Ar-Raqqa	1,385	Tal Hammam (714)	Ar-Raqqa (300)	Thulth Khneiz (490)	Abbara (217)	↑	847	409
	Idleb	1,250	Deir Hassan - Darhashan (222)	Dana (216)	Aleppo (198)	Kafr Hamra (115)	↓	2,115	3,101
	Deir-ez-Zor	312	Abu Kamal (60)	Mhemideh (35)	Deir-ez-Zor (51)	Sheikh Yasin (35)	↑	163	230
	Hama	270	Sehriyeh (66)	Shahranaaz (42)	Tal Hawash (90)	Tramla and Kafr Zeita (30 each)	↑	231	267
	Homs	20	Ez Eldin (20)	NA	Asilah (20)	NA	↓	95	38

Table 2: Recorded IDP departures from ISMI-covered communities, by governorate, 13-19 February 2017

		IDP DEPARTURES					Last week	Week before	
		Reported departures (# IDPs)	Communities with largest IDP departures (# IDPs)		Most common destinations of IDP departures (# IDPs)		Change to last week	Reported departures (# IDPs)	Reported departures (# IDPs)
GOVERNORATE	Aleppo	2,687	Menbij (846)	Jazraya (330)	Aleppo (234)	Shawa (198)	↓	2,799	2,733
	Idleb	758	Dana (246)	Maaret Elekhwan (224)	Jarablus (150)	Turkey (126)	↓	1,837	452
	Ar-Raqqa	481	Ar-Raqqa and Karama (150 each)	Yarobiyyeh - Khas Ejil (80)	Ein Issa (101)	Menbij (60)	↓	888	448
	Hama	366	Tal Hawash (75)	Tleisiyyeh (54)	Halfaya (108)	Hama (80)	↓	598	205
	Homs	154	Wazeiyeh (80)	Ghasbiyyeh (54)	Turkey (80)	Lebanon (36)	↑	130	157
	Deir-ez-Zor	15	Kishkiyyeh (15)	NA	Abu Kamal (10)	Gharanij (5)	↓	95	20

¹ UNHCR, [Syria: Flash Update on Recent Events, 22 February 2017](#)

² It should be noted that the scale and fluidity of movements into and out of communities in A'zaz sub-district present considerable challenges for the reporting of accurate figures. The numbers reported here thus represent best estimates provided by and triangulated across at least two key informants.

ALEPPO GOVERNORATE

Recorded IDP arrivals

- 6,599 IDPs

% of arrivals from other governorates

- 12%

Most common shelter of newly arrived IDPs

- Camps (2,060 IDPs)
- Rented/owned housing (938 IDPs)

Recorded IDP departures

- 2,687 IDPs

% of departures to other governorates

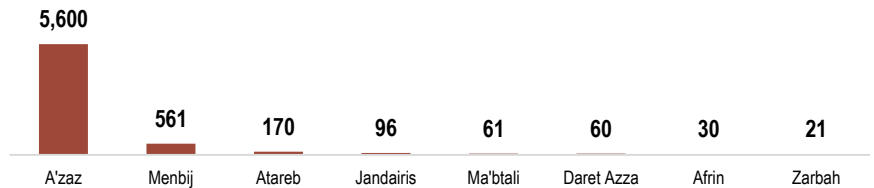
- 1%

Most common reasons for IDPs leaving Aleppo communities

- Reduced conflict in area of origin

Continued fighting in and around Al Bab as well as increased conflict in Ar-Raqqa resulted in large-scale movement into northern Aleppo governorate (Map 1, Figure 3). In total, **6,599 IDPs were recorded arriving in ISMI-covered communities** over the past week, most commonly originating from Tadaf and Al Bab sub-districts. As was the case last week, the vast majority of IDPs travelled to **A'zaz sub-district, with smaller numbers also arriving to Menbij** (Figure 1); the largest numbers of arrivals were into the communities of Shamarin, Azaz and Krum (Figure 2). **Secondary displacement of 2,678 IDPs** was also reported, with the greatest number of departures occurring from ISMI-covered communities in **Menbij sub-district, which was also the case last week (938 IDPs)**.

Figure 1: Reported arrivals to sub-district (# IDPs)



Map 1: Major displacements to ISMI-covered communities in Aleppo governorate

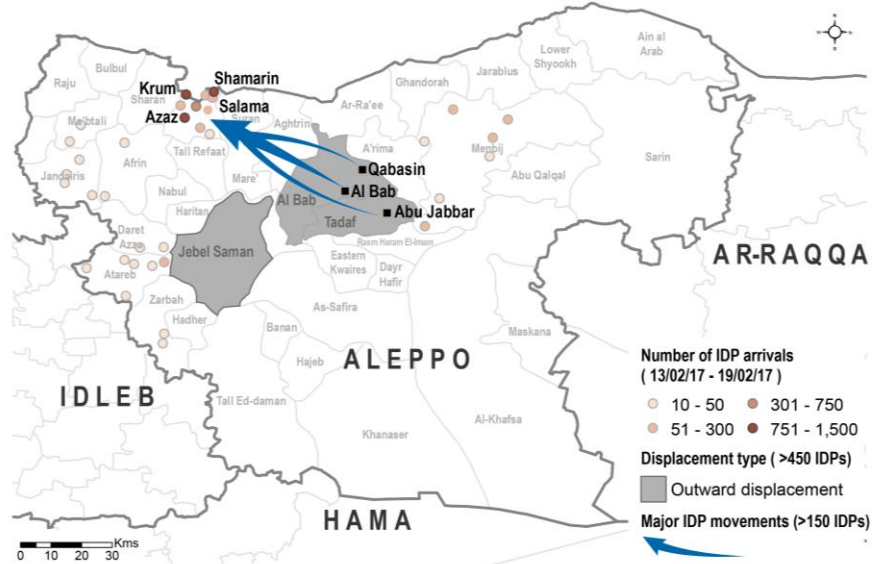


Figure 2: Five ISMI-covered communities receiving largest IDP arrivals (# IDP)

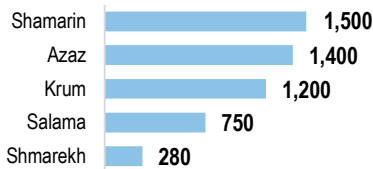
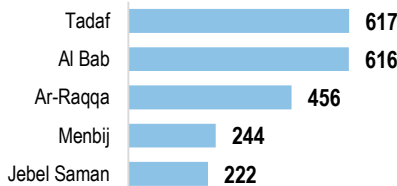


Figure 3: Five most common sub-districts of provenance of arrivals (# IDP)



IDLEB GOVERNORATE

In total, **1,250 IDPs arrived to ISMI-covered communities in Idleb**; the vast majority of which arrived in communities within Dana sub-district (896) (Figure 4, 5). Unlike most governorates assessed, the majority of arrivals (70%) originated from areas outside of Idleb, most commonly from Aleppo (606). **Secondary displacement of IDPs** was also recorded with **758 IDPs leaving ISMI-covered communities**, most commonly from Dana sub-district (366). Departing IDPs generally travelled to communities within Jarablus sub-district (213) as well as to Turkey (126).

Figure 4: Reported arrivals to sub-districts (# IDPs)

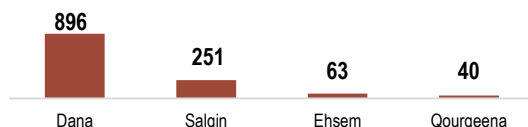


Figure 5: Five ISMI-covered communities receiving largest IDP arrivals (# IDPs)

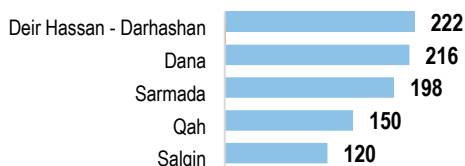
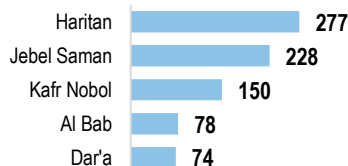


Figure 6: Sub-districts of provenance of arrivals (# IDPs)



Recorded IDP arrivals

- 1,250 IDPs

% of arrivals from other governorates

- 70%

Most common shelter of newly arrived IDPs

- Camps (570 IDPs)
- Rented/owned housing (359 IDPs)

Recorded IDP departures

- 758 IDPs

% of departures to other governorates

- 77%

Most common reasons for IDPs leaving Idleb communities

- Current location is intended as transit only

AR-RAQQA GOVERNORATE

Recorded IDP arrivals

- 1,385 IDPs

% of arrivals from other governorates

- 0%

Most common shelter of newly arrived IDPs

- Rented/owned housing (357 IDPs)
- Hosted accommodation (105 IDPs)

Recorded IDP departures

- 481 IDPs

% of departures to other governorates

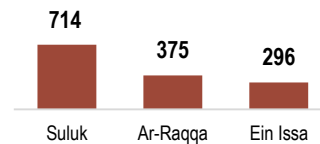
- 15%

Most common reasons for IDPs leaving Ar-Raqqa communities

- Escalation of conflict

Increased conflict in northern Ar-Raqqa governorate resulted in large numbers of arrivals over the past week. In total **1,385 IDPs were recorded arriving in ISMI-covered communities**, the majority of which originated from Ar-Raqqa sub-district and moved north into Suluk and Ein Issa sub-districts (Map 2, Figure 9). Movement from communities in eastern Ar-Raqqa sub-district was also reported with 300 IDPs arriving in Ar-Raqqa city, as well as limited inward movement from Jurneyyeh (40) (Map 2, Figure 9). **Secondary displacement of 481 IDPs was recorded, most commonly northwards to communities in the north of Ar-Raqqa sub-district (114), and into Ein Issa (100)**. While secondary displacement generally remained within Ar-Raqqa governorate, 60 IDPs also travelled to Menbij sub-district in Aleppo.

Figure 7: Reported arrivals to sub-district (# IDPs)



Map 2: Major displacement from ISMI-covered communities in Ar-Raqqa governorate

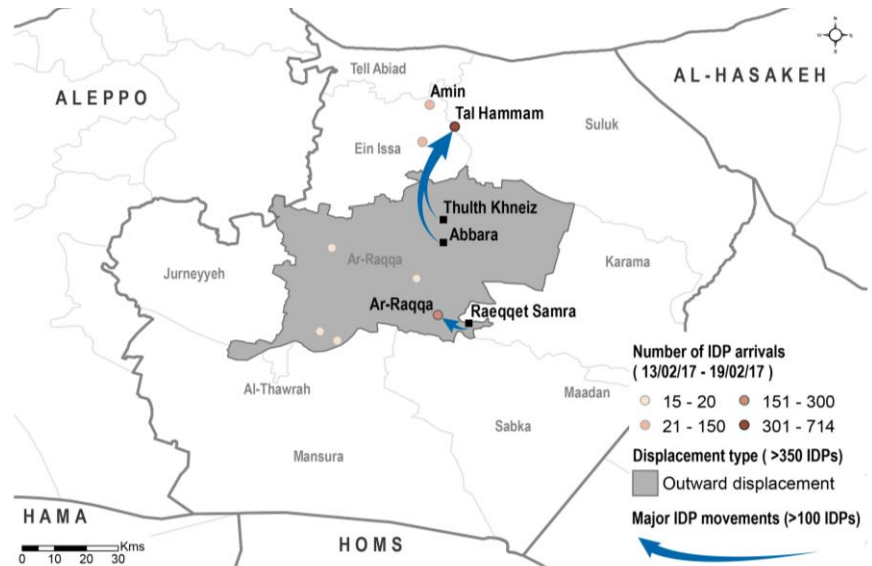


Figure 8: Five ISMI-covered communities receiving largest IDP arrivals (# IDPs)

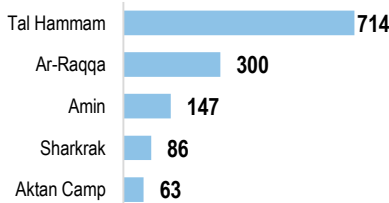



Figure 9: Sub-districts of provenance of arrivals (# IDPs)



HAMA GOVERNORATE

In total, **270 IDPs arrived in 9 ISMI-covered Hama communities** during the past week, over half of which arrived in Madiq Castle sub-district (Figure 10, 11). While movement largely originated from within the governorate, limited numbers of IDPs also arrived from Idlib (40). Meanwhile, **366 IDPs also departed from ISMI-covered communities**. In general, movement remained within Hama governorate, while 29 IDPs were reported returning to Al Bab in Aleppo due to reduced conflict in their area of origin.

Figure 10: Reported arrivals to sub-districts (# IDPs)

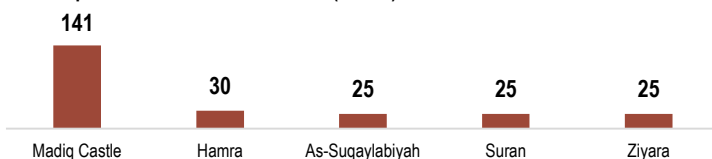


Figure 11: Six ISMI-covered communities receiving largest IDP arrivals (# IDPs)

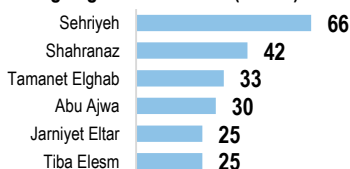
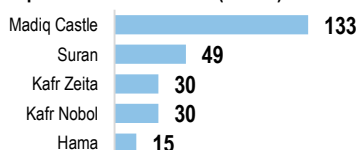


Figure 12: Five most common sub-districts of provenance of arrivals (# IDPs)



Recorded IDP arrivals

- 270 IDPs

% of arrivals from other governorates

- 15%

Most common shelter of newly arrived IDPs

- Rented/owned housing (114 IDPs)
- Hosted accommodation (48 IDPs)

Recorded IDP departures

- 366 IDPs

% of departures to other governorates

- 8%

Most common reasons for IDPs leaving Hama communities

- Safety and security situation in the community compared to elsewhere

DEIR-EZ-ZOR GOVERNORATE

Recorded IDP arrivals

- 312 IDPs

% of arrivals from other governorates

- 55%

Most common shelter of newly arrived IDPs

- Hosted accommodation (184 IDPs)
- Rented/owned housing (114 IDPs)

Recorded IDP departures

- 15 IDPs

% of departures to other governorates

- 0%

Most common reasons for IDPs leaving Deir-ez-Zor communities

- Family reunification elsewhere

A total of **312 IDPs arrived to ISMI-covered communities** in Deir-ez-Zor in the past week (Figure 14), most commonly originating from within Deir-ez-Zor sub-district (Figure 15). However, movement from communities in Ar-Raqqa (112), Al Hasakeh (30) and Da'ra (30) governorates was also recorded. **Secondary displacement of 15 IDPs** also occurred from Kishkiyeh, with people travelling to other communities in Deir-ez-Zor governorate.

Figure 13: Reported arrivals to sub-district (# IDPs)

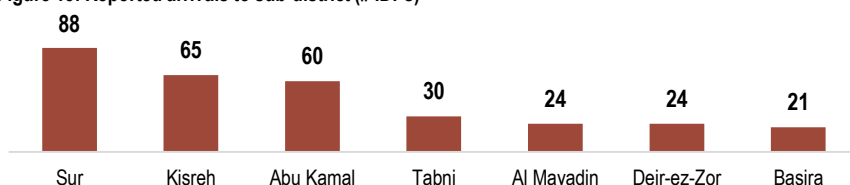


Figure 14: Five ISMI-covered communities receiving largest IDP arrivals (# IDPs)

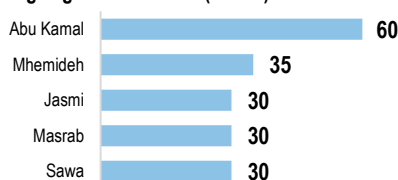
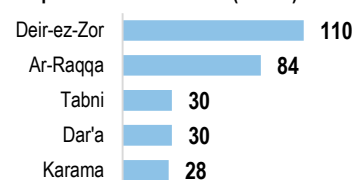


Figure 15: Five most common sub-districts of provenance of arrivals (# IDPs)



HOMS GOVERNORATE

Over the past week, **20 IDPs arrived to the community of Ez Eldin in Ar-Rastan sub-district** (Figures 16, 17). As was the case last week, the number of IDPs departing exceeded new arrivals, with **154 IDPs leaving** three ISMI-covered communities in **Ar-Rastan sub-district**. The vast majority of secondary movements were to outside of Syria; to Turkey (80) and Lebanon (36).

Figure 16: Reported arrivals to sub-district (# IDPs)

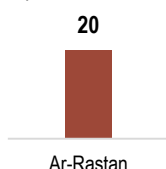


Figure 17: ISMI-covered communities receiving IDP arrivals (# IDPs)



Figure 18: Sub-district of provenance of arrivals (# IDPs)



Recorded IDP arrivals

- 20 IDPs

% of arrivals from other governorates

- 0%

Most common shelter of newly arrived IDPs

- Rented/owned housing and hosted accommodation (10 IDPs each)

Recorded IDP departures

- 154 IDPs

% of departures to other governorates

- 77%

Most common reasons for IDPs leaving Homs communities

- Reduced conflict in area of origin and loss of income

ABOUT ISMI & THIS FACTSHEET

The **IDP Situation Monitoring Initiative (ISMI)** is an initiative of the Camp Coordination and Camp Management (CCCM) Cluster, implemented by REACH with the support of Syria Relief Network (SRN) and cluster members.

Following a baseline assessment conducted between 23 October and 21 November 2016, weekly data collection cycles have been initiated to provide regular updates on IDP movements. Based on 1,183 communities assessed in the governorates of Aleppo, Ar-Raqqa, Deir-ez-Zor, Hama, Homs and Idleb during the baseline, this factsheet presents a summary of reported inward and outward movements of IDPs in the 7 days preceding data collection. **From 13-19 February 2017 such displacements were reported in 108 out of all ISMI-covered communities.**

Displacement was identified through an extensive key informant (KI) network, either through alert initiated by KIs or follow-up by enumerators. A range of 2-3 KIs were interviewed in each community, while collected information was further triangulated through other sources, including CCCM member data and humanitarian updates. This approach allows for regular updates on IDP movements at a community level across ISMI coverage areas. As movement updates are limited to areas covered by ISMI, there are displacements that are not reported on here.

An initiative of



Feedback: CCCM Cluster Northern Syria, Email:

syria_cross.border.info@ccmcluster.org

Info:

<http://www.globalccmcluster.org>

<https://www.humanitarianresponse.info>

info

Implemented by

