

OVERALL FINDINGS: 9 – 15 JANUARY

- 110 out of 1,183 ISMI-covered communities in Aleppo, Ar-Raqqa, Deir-ez-Zor, Hama, Homs and Idleb governorates experienced inward or outward movement of IDPs
 - 8,671 IDP arrivals
 - 8,247 IDP departures
- With offensives in Al Bab and Ar-Raqqa countryside advancing¹, largest inward displacements occurred in Aleppo and Ar-Raqqa governorates, followed by Idleb
- As last week, IDP departures exceeded the number of arrivals in Aleppo governorate

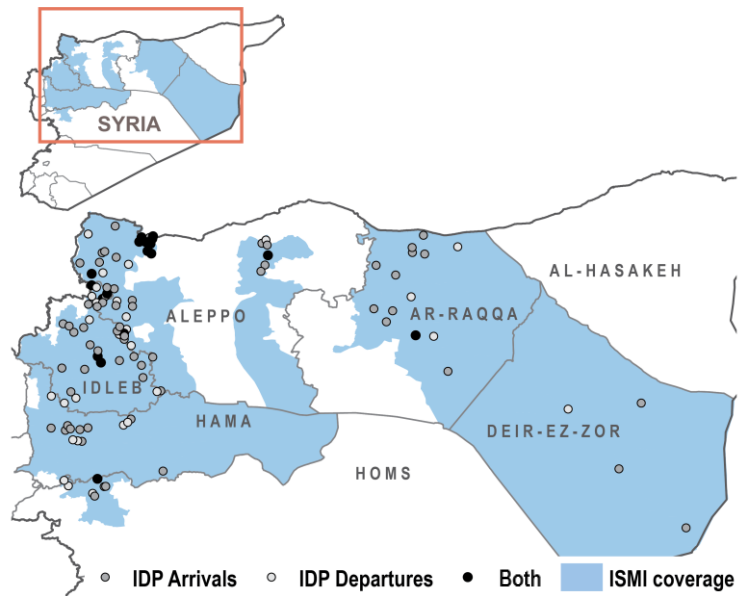


Table 1: Recorded IDP arrivals to ISMI-covered communities, by governorate, 9-15 January 2017

		9 – 15 January IDP ARRIVALS						Last week	Week before
		Reported arrivals (# IDPs)	Communities with largest IDP arrivals (# IDPs)		Most common provenance of IDP arrivals (# IDPs)		Change to last week	Reported arrivals (# IDPs)	Reported arrivals (# IDPs)
GOVERNORATE	Aleppo	3,749	Salama (1,050)	Shamardin (594)	Al Bab (525)	Aleppo city (340)	↑	3,352	12,586
	Idleb	1,937	Dana (330)	Joseph (300)	Aleppo city (875)	Andan (180)	↓	3,842	10,893
	Ar-Raqqa	2,279	Ar-Raqqa (1,800)	Abu Nituleh (180)	Big Sweidiyeh (384)	Al-Thawrah (330)	↑	770	1,300
	Homs	185	Ar-Rastan (140)	Hashemiyeh & Makrumiyeh (20 each)	Homs (70)	Ghanto (55)	↑	57	148
	Hama	381	Eastern Bari (66)	Tal Milh (63)	Jruh (66)	Tiba Elemam (49)	↑	342	467
	Deir-ez-Zor	140	Shafa (65)	Tiba (60)	Shaqla (65)	Lower Safira (60)	↑	57	200

Table 2: Recorded IDP departures from ISMI-covered communities, by governorate, 9-15 January 2017²

		9 – 15 January IDP DEPARTURES						Last week	Week before
		Reported departures (# IDPs)	Communities with largest IDP departures (# IDPs)		Most common destinations of IDP departures (# IDPs)		Change to last week	Reported departures (# IDPs)	Reported departures (# IDPs)
GOVERNORATE	Aleppo	4,223	Shmarekh (1,890)	Salama (1,200)	Jarablus (336)	Ehteimlat (166)	↓	4,304	4,264
	Idleb	1,457	Rakaya Sijneh & Tilaada (250 each)	Dana & Sarmada (150 each)	Turkey (150)	Jarablus (138)	↓	2,024	1,049
	Ar-Raqqa	2,160	Ar-Raqqa (2,100)	Bader (30)	Ras Al Ain (462)	Jarablus (300)	↑	1,146	131
	Homs	114	Ar-Rastan (70)	Tal Dahab (24)	Zafaraniya (70)	Hama (39)	↑	51	0
	Hama	191	Majdal (65)	Maarza (42)	Halfaya (62)	Hama (54)	↑	80	177
	Deir-ez-Zor	114	Lower Safira (103)		Iraq (57)	Tiba (57)	↑	29	34

¹ Syrian Arab Republic: Humanitarian Snapshot, 04 January 2017; Syria:direct, [US-backed forces along Euphrates aim to 'seize control' of key city on road to Raqqa](#), 17 January 2017; Syrian Observatory for Human Rights, [Air and artillery strikes target al-Bab area and the northeastern countryside of Aleppo](#), 15 January 2017

² While Aleppo city was initially covered by ISMI enumerators, the safety and security situation and movement restriction caused the suspension of data collection in the city. Hence, departures from Aleppo city are not covered under departures, but under arrivals in other ISMI-covered communities.

ALEPPO GOVERNORATE

Recorded IDP arrivals

- 3,749 IDPs

% of arrivals from other governorates

- 2%

Most common shelter for newly arrived IDPs

- Camps (1,222 IDPs)
- Individual tents (967 IDPs)

Recorded IDP departures

- 4,223 IDPs

% of departures to other governorates


- 3%

Most common reasons for IDPs leaving Idleb communities

- Family reunification elsewhere

A total of **3,749 IDPs** arrived to ISMI-covered communities in Aleppo governorate in the past week, the majority of them reaching **A'zaz sub-district** (2,623, Figure 1). **Salama** community in A'zaz sub-district received the largest number of IDP arrivals (1,050), followed by **Shamarin** (594, Figure 2). Caused by the ongoing offensive to retake the city, the largest movements originated in **Al Bab sub-district** (830, Map 1, Figure 3). As in the previous week, **IDP departures from ISMI-covered communities exceeded IDP arrivals, at 4,223 IDPs**. Of IDP departures, the largest reported movement occurred to Jarablus sub-district (350), followed by departures towards Suran sub-district (206).

Figure 1: Reported arrivals to sub-district (# IDPs)



Map 1: Major displacements to ISMI-covered Aleppo communities

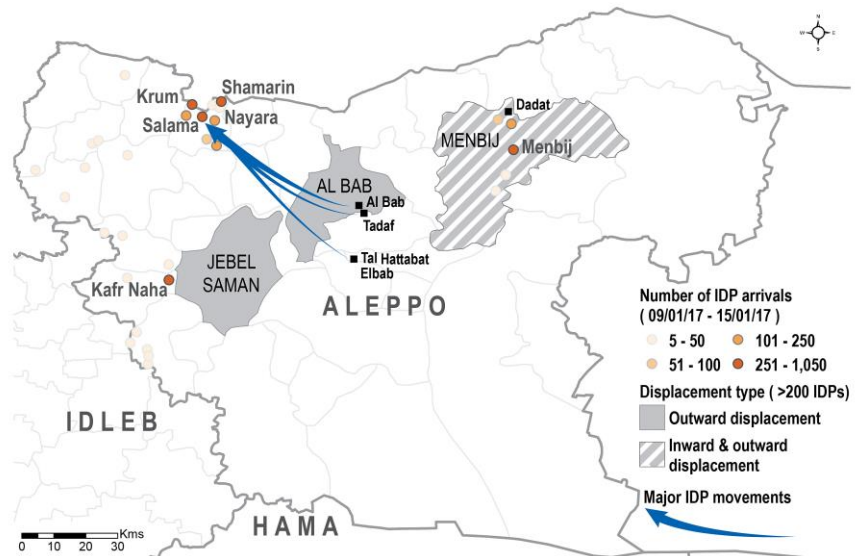


Figure 2: Five ISMI-covered communities receiving largest IDP arrivals (# IDP)

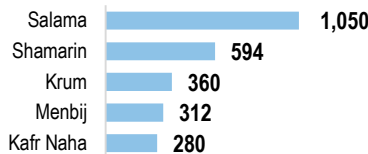
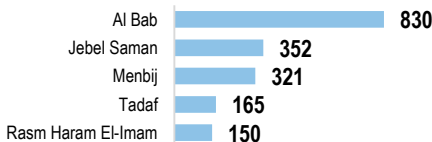


Figure 3: Five most common sub-districts of provenance of arrivals (# IDP)



IDLEB GOVERNORATE

Over the past week, **ISMI-covered Idleb communities witnessed the arrival of 1,937 IDPs to ten sub-districts** (Figure 4). **Dana and Joseph** experienced the largest arrivals, at 330 and 300 IDPs respectively (Figure 5). The largest number of arrivals to ISMI-covered Idleb communities came from **Jebel Saman sub-district** (924, Figure 6), with 875 IDPs arriving from **Aleppo city**. A total of **1,457 IDPs left ISMI-covered communities**, with largest movements reported towards Dana (195), Madiq Castle (Hama, 170) and Turkey (150).

Figure 4: Reported arrivals to sub-districts (# IDPs)

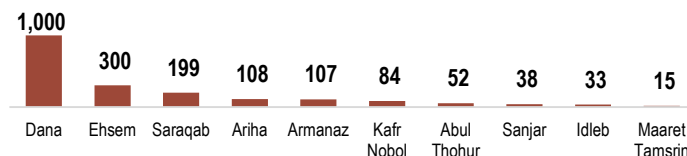


Figure 5: Five ISMI-covered communities receiving largest IDP arrivals (# IDPs)

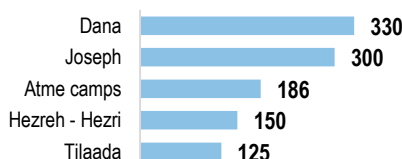
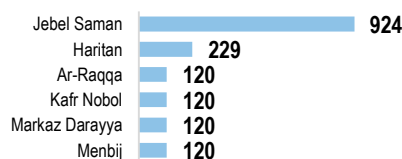


Figure 6: Five most common sub-district of provenance of arrivals (# IDPs)



Recorded IDP arrivals

- 1,937 IDPs

% of arrivals from other governorates

- 92%

Most common shelter for newly arrived IDPs

- Hosted (728 IDPs)
- Rented/owned housing (626 IDPs)

Recorded IDP departures

- 1,457 IDPs

% of departures to other governorates

- 68%

Most common reasons for IDPs leaving Ar-Raqqa communities

- Family reunification elsewhere, loss of income

AR-RAQQA GOVERNORATE

Recorded IDP arrivals

- 2,279 IDPs

% of arrivals from other governorates

- 0%

Most common shelter for newly arrived IDPs

- Hosted (898 IDPs)
- Rented/owned housing (780 IDPs)

Recorded IDP departures

- 2,160 IDPs

% of departures to other governorates

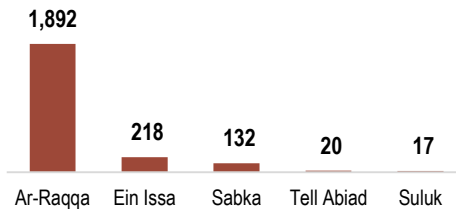
- 75%

Most common reasons for IDPs leaving Aleppo communities

- Safety and security concerns

Triggered by further advances of the offensive in the western countryside of Ar-Raqqa, large scale displacement occurred within Ar-Raqqa governorate, with a total of 2,279 IDPs arriving to five Ar-Raqqa sub-districts over the reporting period (Figure 7). The largest movement occurred to Raqqa city (1,800) (Figure 8), including from Eastern Jaabar (300), Al-Thawrah (330) and Big Sweidiyeh (360) (Map 2). Furthermore, a large number of IDPs also left ISMI-covered Ar-Raqqa communities (2,160), including to Ras Al Ain sub-district (462) in Al-Hasakeh governorate, as well as Jarablus sub-district in northern Aleppo governorate (300).

Figure 7: Reported arrivals to sub-district (# IDPs)



Map 2: Major displacement to and from Ar-Raqqa sub-district

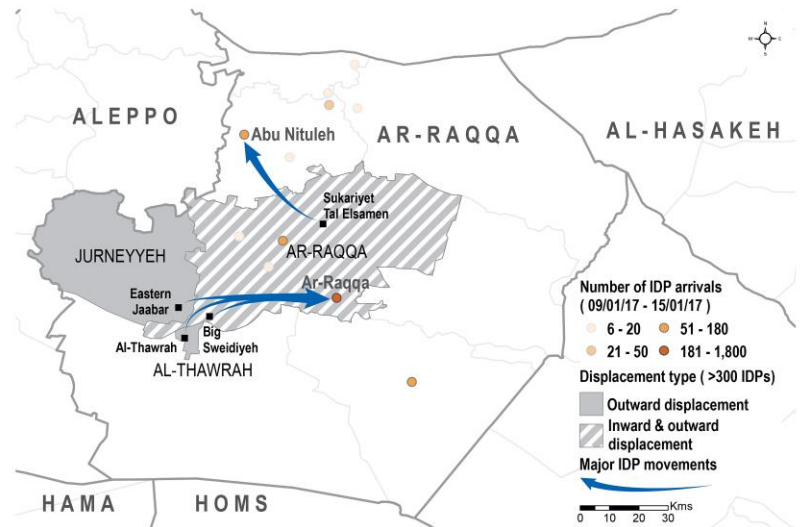


Figure 8: Five ISMI-covered communities receiving largest IDP arrivals (# IDPs)

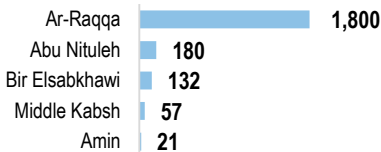
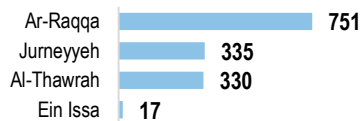


Figure 9: Sub-districts of provenance of arrivals (# IDPs)



HAMA GOVERNORATE

A total of 381 IDPs arrived to ISMI-covered communities in northern and southern Hama (Figure 10), with the majority of arrivals displaced from Hama (114) and Suran (107) sub-districts (Figure 12). The communities with the largest influx of IDPs were Easter Bari (66) and Tal Milh (63) (Figure 11). Secondary displacement of a total of 191 IDPs occurred from five ISMI-covered Hama communities, with a majority leaving to other areas in Hama governorate.

Figure 10: Reported arrivals to sub-districts (# IDPs)

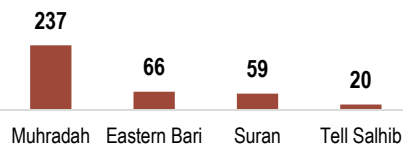
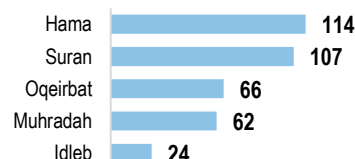


Figure 11: Five ISMI-covered communities receiving largest IDP arrivals (# IDPs)



Figure 12: Sub-districts of provenance of arrivals (# IDPs)



Recorded IDP arrivals

- 381 IDPs

% of arrivals from other governorates

- 6%

Most common shelter for newly arrived IDPs

- Rented/owned housing (181 IDPs)
- Hosted (137 IDPs)

Recorded IDP departures

- 191 IDPs

% of departures to other governorates

- 24%

Most common reasons for IDPs leaving Hama communities

- Family reunification elsewhere

HOMS GOVERNORATE

Recorded IDP arrivals

- 185 IDPs

% of arrivals from other governorates

- 0%

Most common shelter for newly arrived IDPs

- Rented/owned housing (180 IDPs)
- Unfinished buildings (5 IDPs)

Recorded IDP departures

- 114 IDPs

% of departures to other governorates

- 34%

Most common reasons for IDPs leaving Homs communities

- Escalation of conflict

During the past week, **185 IDPs arrived to four ISMI-covered communities in Ar-Rastan (140), Talbiseh (40) and Homs (5) sub-districts** (Figure 13, 14). The majority of these movements originated in Homs sub-district (105) (Figure 15). Meanwhile, a total of **114 IDPs left four ISMI-covered communities in Ar-Rastan and Taldu sub-district**, primarily due to reported escalations in conflict.

Figure 13: Reported arrivals to sub-district (# IDPs)

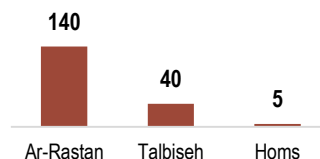


Figure 14: ISMI-covered communities receiving IDP arrivals (# IDPs)

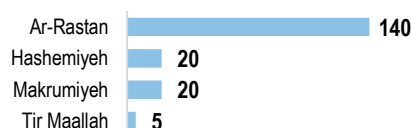
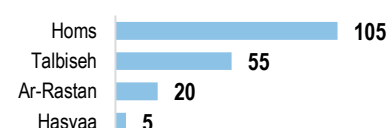


Figure 15: Sub-districts of provenance of arrivals (# IDPs)



DEIR-EZ-ZOR GOVERNORATE

A total of **140 IDPs arrived to three ISMI-covered communities in Susat, Al Mayadin and Sur sub-districts** (Figures 16, 17). Inward movements originated in Deir-ez-Zor (65), Kisreh (60) and Shadadah (15) sub-districts (Figure 18). During the past week, **114 IDPs left Lower Safira community in Kisreh sub-district**, half of them to Tiba (Al Mayadin sub-district) and half crossing the border to Iraq.

Figure 16: Reported arrivals to sub-district (# IDPs)

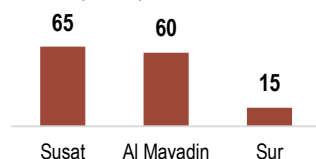


Figure 17: ISMI-covered communities receiving IDP arrivals (# IDPs)

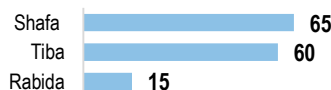
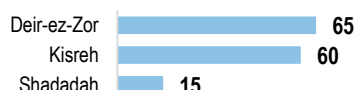


Figure 18: Sub-districts of provenance of arrivals (# IDPs)



Recorded IDP arrivals

- 140 IDPs

% of arrivals from other governorates

- 11%

Most common shelter for newly arrived IDPs

- Rented/owned housing (125 IDPs)
- Hosted (15 IDPs)

Recorded IDP departures

- 114 IDPs

% of departures to other governorates

- 50%

Most common reasons for IDPs leaving Deir-ez-Zor communities

- Safety and security concerns

ABOUT ISMI & THIS FACTSHEET

The **IDP Situation Monitoring Initiative (ISMI)** is an initiative led by the Camp Coordination and Camp Management (CCCM) Cluster, supported by REACH, Syria Relief Network (SRN) and cluster members.

Following a baseline assessment conducted between 23 October and 21 November 2016, weekly data collection cycles have been initiated to provide regular updates on IDP movements. Based on 1,183 communities assessed in the governorates of Aleppo, Ar-Raqqa, Deir-ez-Zor, Hama, Homs and Idleb during the baseline, this factsheet presents a summary of reported inward and outward movements of IDPs in the 7 days preceding data collection. **From 9 to 15 January 2017 such displacements were reported in 110 out of all ISMI-covered communities.**

Displacement was identified through an extensive key informant (KI) network, either through alert initiated by KIs or follow-up by enumerators. A range of 2-3 KIs were interviewed in each community, while collected information was further triangulated through other sources, including CCCM member data and humanitarian updates. This approach allows for regular updates on IDP movements at a community level across ISMI coverage areas. As movement updates are limited to areas covered by ISMI, there are displacements that are not reported on here.

Led by



Feedback: CCCM Cluster Northern Syria, Email:

syria_cross.border.info@ccmcluster.org

or,

Info:

<http://www.globalccmcluster.org>

<https://www.humanitarianresponse.info>

Supported by

