

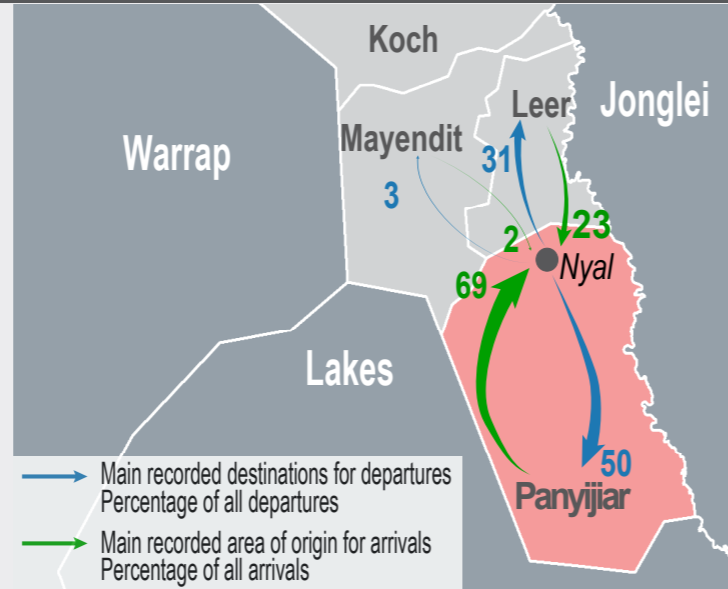


## CONTEXT AND METHODOLOGY

Nyal town is located in Northern Panyijiar County, Unity State, along the banks of the Sudd, one of the largest swamps in the world. Since the start of the crisis, IDPs from Unity and Jonglei States have perceived Nyal as a safe location with ample resources. Recently, Nyal has also become a key location for people travelling to and from nearby islands.

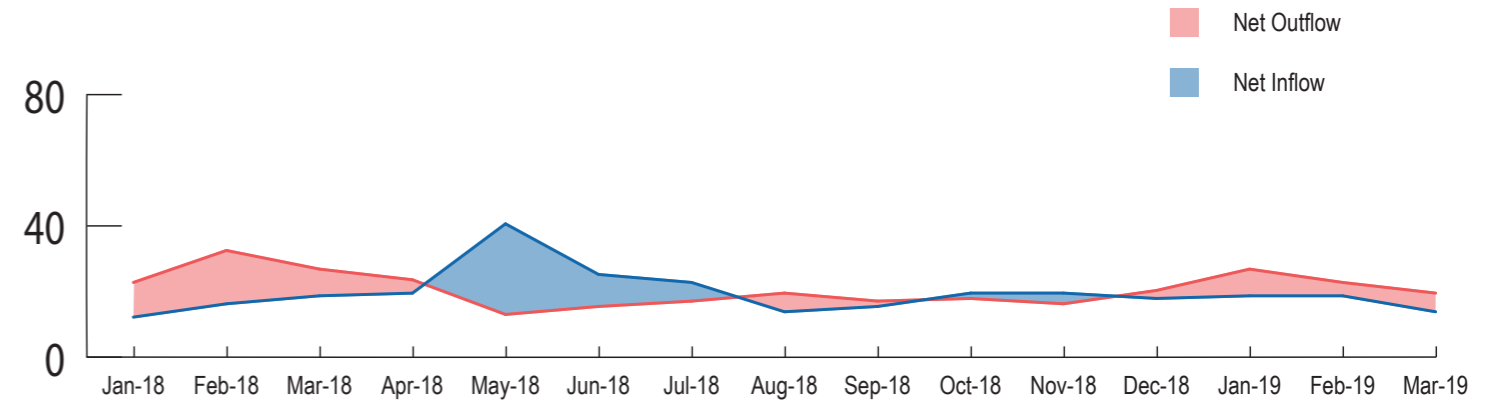
Since 1 November 2016, REACH has monitored three ports in Nyal - Gap Port, Nyal Port and Katieth Port - to record the arrivals and departures on a daily basis. The information gathered covers household (HH) demographics, key push and pull factors, vulnerabilities, and transportation routes. The daily data was synthesised to provide evidence for more effective humanitarian planning.

The REACH team collected data from 7:30 a.m. - 6:30 p.m. Monday through Friday to ensure wide coverage of Nyal's three ports. REACH teams attempt to interview all arrivals and departures at the household level using a contextualised survey. However, the data presented here is not representative, rather indicative of movement trends for the assessed population.<sup>1</sup> This factsheet is based on data on 409 people departing (105 HHs), 286 people arriving (97 HHs), and 5 people transiting (2 HH), which was collected over 17 days from 4 to 29 March 2019.




## GENERAL MOVEMENT TRENDS<sup>1</sup>

Average daily number of individuals departing (red) and arriving (blue); January 2018 to March 2019.



## DEPARTURES FROM NYAL

### Demographic<sup>‡</sup>



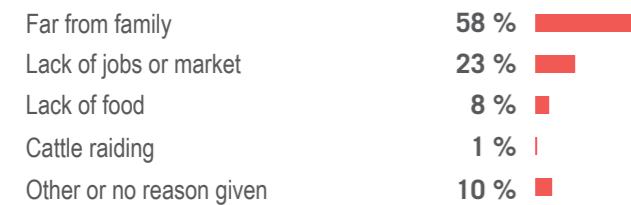
**34%** of the total departing households reported that at least one member of the household was **pregnant or breastfeeding**.

**9%** of the total departing households reported that at least one member of the household was **malnourished**.

**6%** of the total departing households reported that at least one member of the household was **elderly**.

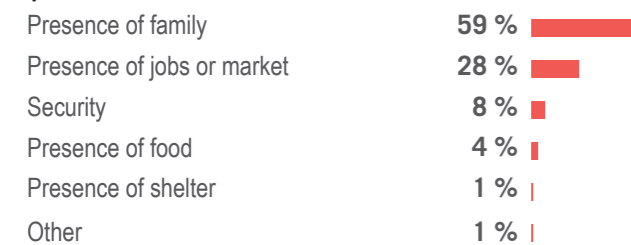
### Push factors

Most commonly reported primary reason for leaving Nyal:



### Pull factors<sup>‡</sup>

Most commonly reported primary reason for travelling to desired location from Nyal:



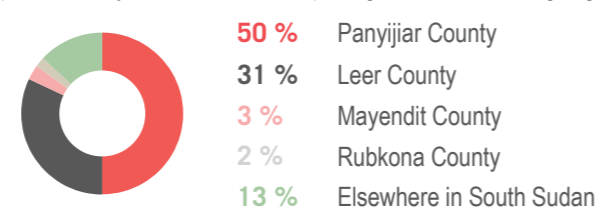
## Changes in reason for leaving Nyal

Most prevalent primary reason for leaving Nyal

	Dec 18	Jan 19	Feb 19	Mar 19
Far from family	64%	64%	71%	58%
Lack of jobs or market	13%	11%	14%	23%
Lack of food	6%	10%	8%	8%

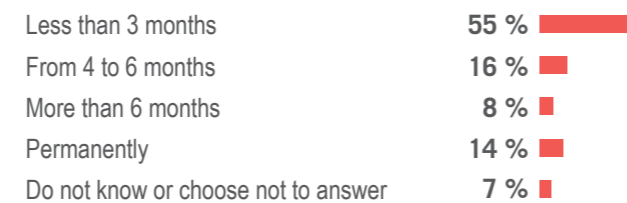
## Destination county location<sup>‡</sup>

Reported county or state to which departing households were going:



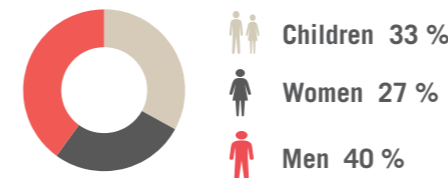
## Intended duration of stay in destination

Reported length of time that respondents intended to stay in destination:



## ARRIVALS TO NYAL

### Demographic



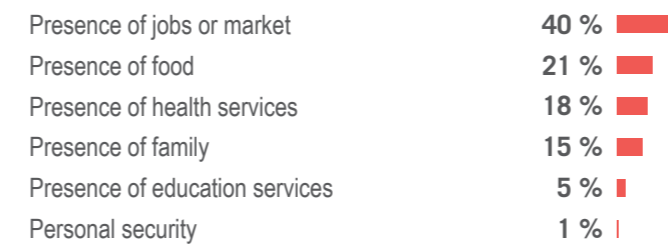
**34%** of arriving households reported that at least one member of the household was **pregnant or breastfeeding**.

**8%** of arriving households reported that at least one member of the household was **malnourished**.

**7%** of arriving households reported that at least one member of the household was **critically ill**.

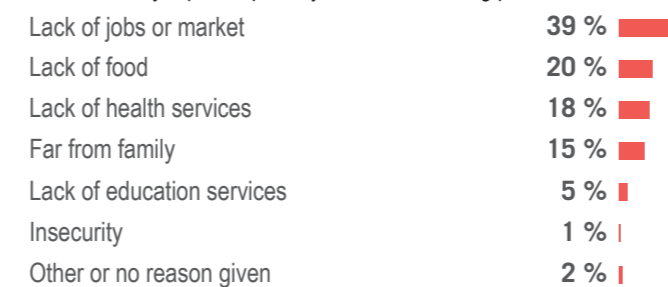
### Pull factors

Most commonly reported primary reason for choosing to come to Nyal after being displaced:



### Push factors

Most commonly reported primary reason for leaving previous location:



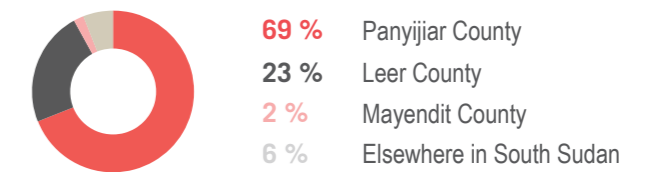
## Changes in reason for coming to Nyal

Most prevalent primary reason for coming to Nyal:

	Dec 18	Jan 19	Feb 19	Mar 19
Presence of jobs or market	43%	53%	51%	40%
Presence of health services	27%	18%	14%	18%
Presence of family	16%	18%	11%	15%
Presence of food	10%	6%	20%	21%

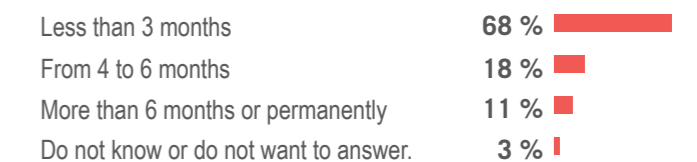
## Previous county location

Reported county from which arriving households were coming:



## Intended duration of stay in Nyal<sup>‡</sup>

Reported length of time that respondents intended to stay in Nyal:



Notes:

<sup>‡</sup>. Percentages are rounded to the nearest integer, which is why responses may not add up to 100% exactly.

<sup>1</sup>. These are indicative trends; REACH does not record all arrivals and departures.