



Nyal Port Monitoring

Panyijiar County, Unity State, South Sudan

CONTEXT AND METHODOLOGY

Nyal town is located in Northern Panyijiar County, Unity State, along the banks of the Sudd, the third largest swamp in the world. Since the beginning of the crisis, IDPs from Unity and Jonglei States have perceived Nyal as a safe location with ample resources. Recently, Nyal has also become a key location for people travelling to and from nearby islands.

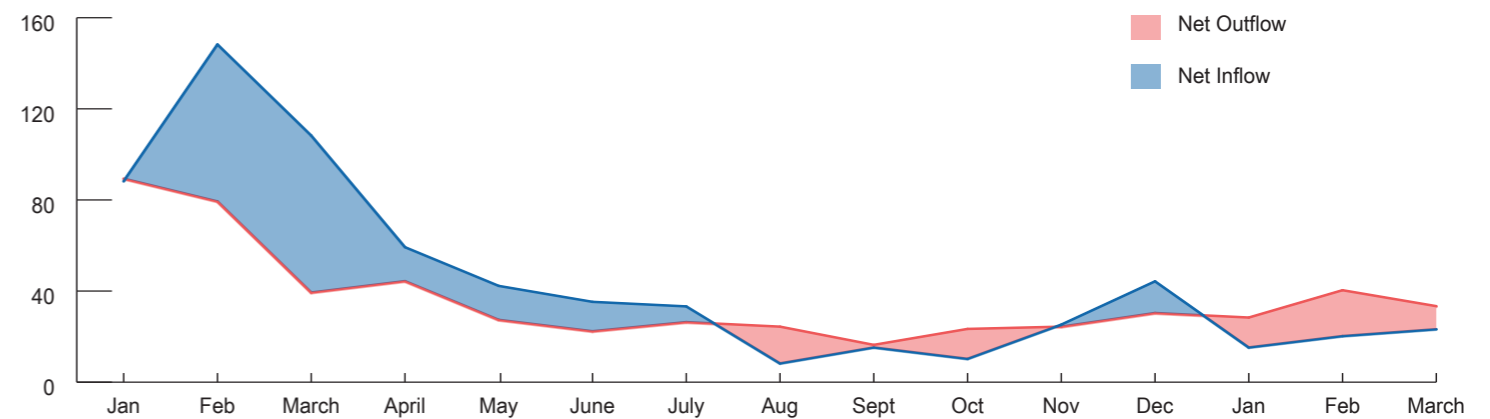
Since 1 November 2016, REACH has monitored three ports in Nyal - Gap Port, Nyal Port and Katieth Port - to record the arrivals and departures on a daily basis. The information gathered covers household (HH) demographics, key push and pull factors, health concerns, vulnerable populations, and general transportation routes. The daily data was synthesised to provide evidence for more effective humanitarian planning.

The REACH team collected information from 7:30 a.m. - 6:30 p.m. Monday through Friday to ensure complete coverage of Nyal's three ports. REACH teams attempt to interview all arrivals and departures at the household level using a contextualised survey. However, the data presented here is not representative, rather indicative of movement trends for the assessed population. This factsheet is based on data on 626 people departing (150 HHs), 429 people arriving (103 HHs), and 8 people transiting (3 HHs), which was collected from 5 to 29 March 2018.



GENERAL MOVEMENT TRENDS¹

Average daily number of individuals departing (red) and arriving (blue); January 2017 to March 2018.



DEPARTURES FROM NYAL

Demographic²

69% of the total departing respondents intended to leave Nyal for 6 months or less.



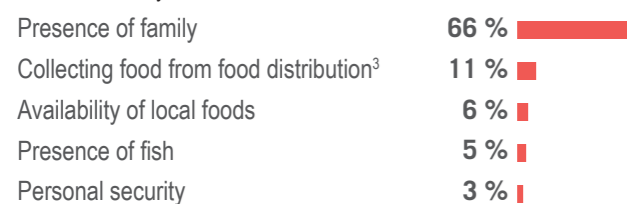
Intended duration of stay in destination

Reported length of time that respondents intend to stay in the location that they are departing for:



Pull factors

Most commonly reported primary reason for travelling to desired location from Nyal:



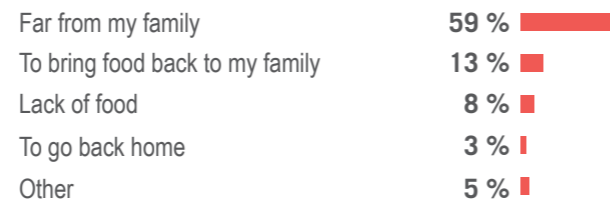
Changes in reason for leaving

Most prevalent primary reason for leaving Nyal:

	Dec 2017	Jan 2018	Feb 2018	Mar 2018
To bring food back to my family	26 %	24 %	27 %	13 %
Far from my family	23 %	69 %	24 %	59 %
Lack of food	4 %	12 %	3 %	8 %
To go back home	31 %	14 %	14 %	3 %


Push factors

Most commonly reported primary reason for leaving Nyal:



Intended island destinations for departures

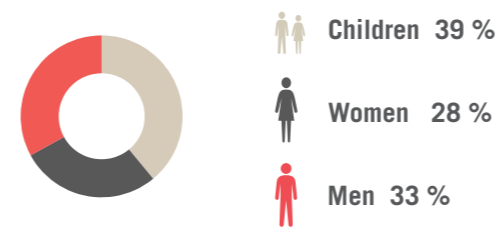
Island settlements most frequented from Nyal:



ARRIVALS TO NYAL

Demographic

73% of the total arriving respondents expressed the intention to remain in Nyal for up to six months.



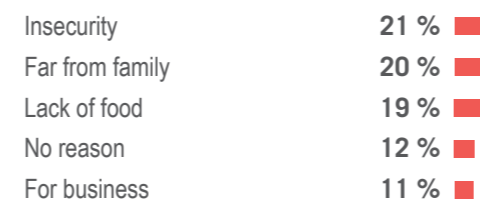
Pull factors

Most commonly reported primary reason for choosing to come to Nyal after being displaced:



Push factors

Most commonly reported primary reason for leaving previous location:



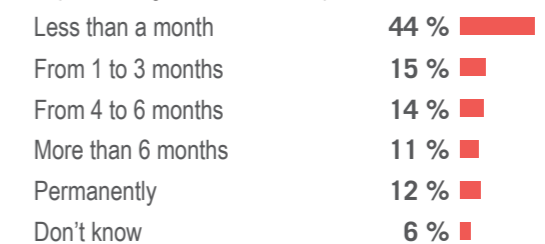
Changes in reason for coming to Nyal

Most prevalent primary reason for coming to Nyal:

	Dec 2017	Jan 2018	Feb 2018	Mar 2018
Personal security	61 %	24 %	42 %	25 %
Presence of food	17 %	24 %	6 %	30 %
Presence of health facilities	6 %	22 %	19 %	9 %
Presence of family	13 %	20 %	5 %	20 %

Intended duration of stay in Nyal

Reported length of time that respondents intended to stay in Nyal:



Note:

- These are indicative trends; REACH does not record all arrivals and departures.
- The figures for children, women, and men does add to 100%, but figures have been rounded up to integers.
- Data collected showed food distribution but has been interpreted as collecting food from the distribution and then departing Nyal.
- Includes two indicators: food distributions (27%) and availability of local foods (3%).