

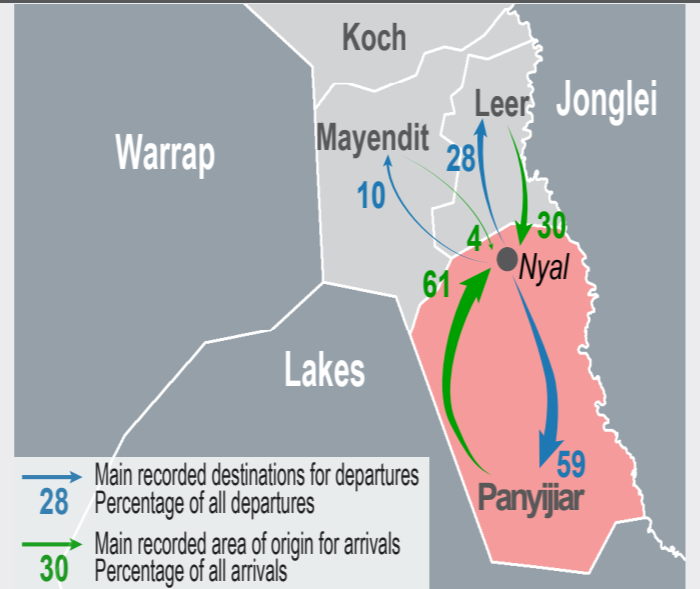


CONTEXT AND METHODOLOGY

Nyal town is located in Northern Panyijiar County, Unity State, along the banks of the Sudd, the third largest swamp in the world. Since the beginning of the crisis, IDPs from Unity and Jonglei States have perceived Nyal as a safe location with ample resources. Recently, Nyal has also become a key location for people travelling to and from nearby islands.

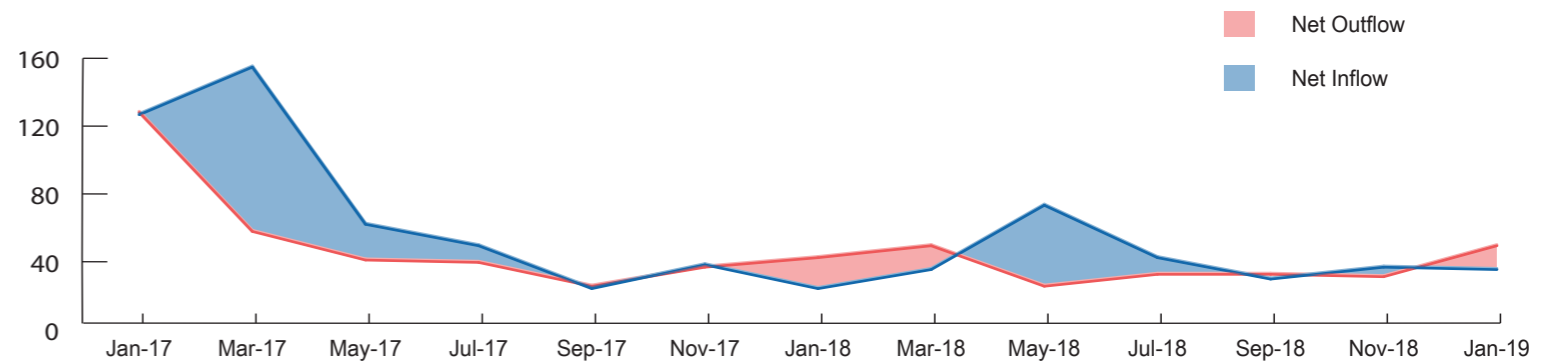
Since 1 November 2016, REACH has monitored three ports in Nyal - Gap Port, Nyal Port and Katieth Port - to record the arrivals and departures on a daily basis. The information gathered covers household (HH) demographics, key push and pull factors, vulnerable populations, and transportation routes. The daily data was synthesised to provide evidence for more effective humanitarian planning.

The REACH team collected data from 7:30 a.m. - 6:30 p.m. Monday through Friday to ensure wide coverage of Nyal's three ports. REACH teams attempt to interview all arrivals and departures at the household level using a contextualised survey. However, the data presented here is not representative, rather indicative of movement trends for the assessed population.¹ This factsheet is based on data on 731 people departing (176 HHs), 502 people arriving (179 HHs), and 2 people transiting (1 HH), which was collected over 22 days from 2 to 31 January 2019.



GENERAL MOVEMENT TRENDS¹

Average daily number of individuals departing (red) and arriving (blue); January 2017 to January 2019.



DEPARTURES FROM NYAL

Demographic



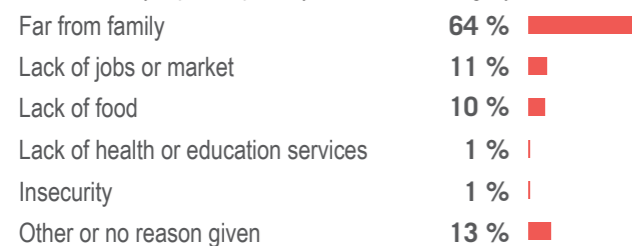
Children 43 %
Women 24 %
Men 33 %

48% of the total departing households reported that at least one member of the household was **pregnant** or **breastfeeding**.

5% of the total departing households reported that at least one member of the household was **elderly**.

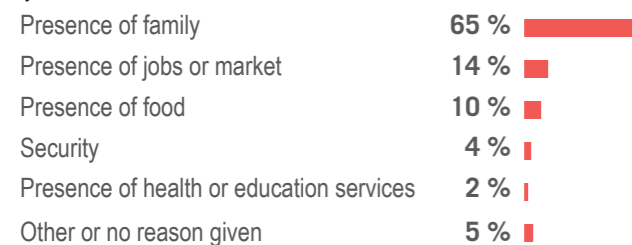
Push factors

Most commonly reported primary reason for leaving Nyal:



Pull factors

Most commonly reported primary reason for travelling to desired location from Nyal:



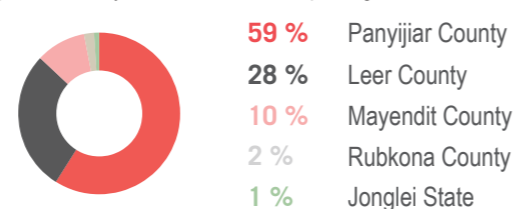
Changes in reason for leaving

Most prevalent primary reason for travelling to final destination:

	Oct 18	Nov 18	Dec 18	Jan 19
Presence of family	67%	72%	65%	65%
Presence of jobs or market	11%	12%	12%	14%
Security	0%	0%	10%	4%
Presence of food	13%	5%	7%	10%

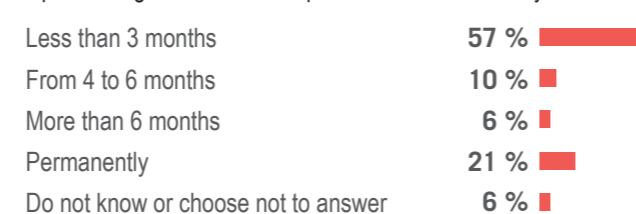
Destination county location

Reported county or state to which departing households were going:



Intended duration of stay in destination

Reported length of time that respondents intended to stay in destination:



ARRIVALS TO NYAL

Demographic



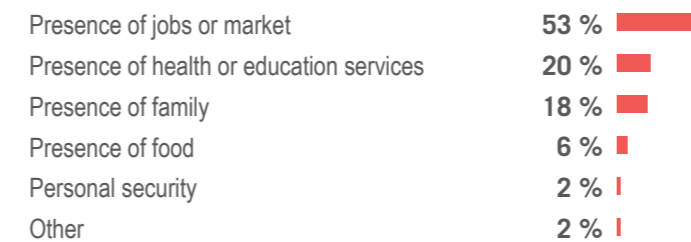
Children 27 %
Women 21 %
Men 52 %

20% of arriving households reported that at least one member of the household was **pregnant** or **breastfeeding**.

11% of arriving households reported that at least one member of the household was **malnourished**.

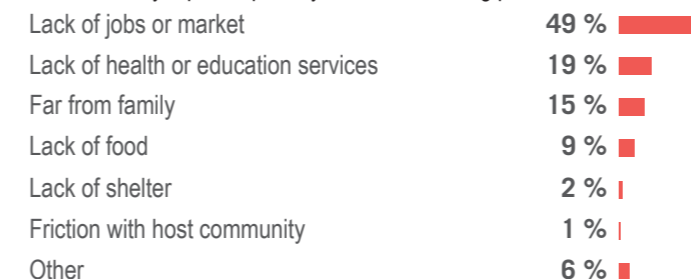
Pull factors[‡]

Most commonly reported primary reason for choosing to come to Nyal after being displaced:



Push factors[‡]

Most commonly reported primary reason for leaving previous location:



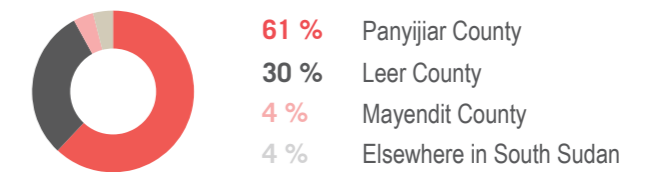
Changes in reason for coming to Nyal

Most prevalent primary reason for coming to Nyal:

	Oct 18	Nov 18	Dec 18	Jan 19
Presence of jobs or market	35%	31%	43%	53%
Presence of health services	25%	26%	27%	18%
Presence of family	11%	14%	16%	18%
Cultivation	8%	5%	1%	6%

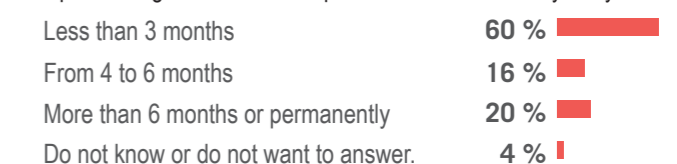
Previous county location[‡]

Reported county from which arriving households were coming:



Intended duration of stay in Nyal

Reported length of time that respondents intended to stay in Nyal:



Notes:

‡. Percentages are rounded to the nearest integer, which is why responses may not add up to 100% exactly.

1. These are indicative trends; REACH does not record all arrivals and departures.