

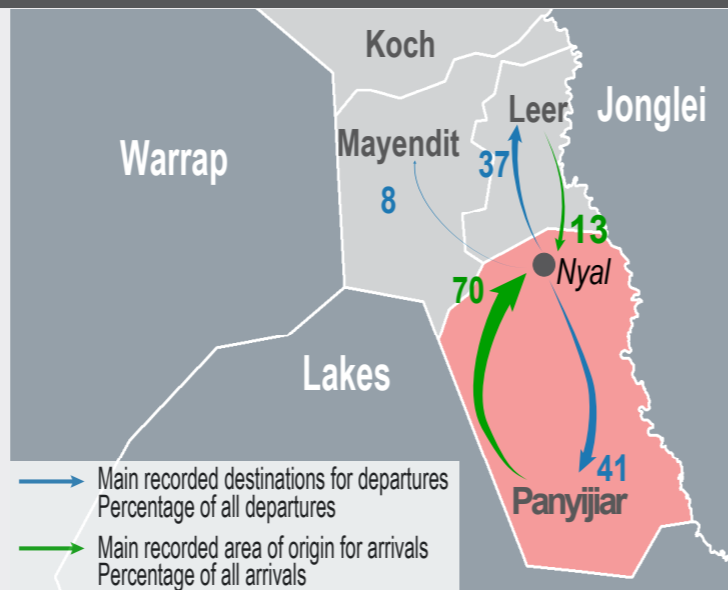


CONTEXT AND METHODOLOGY

Nyal town is located in Northern Panyijiar County, Unity State, along the banks of the Sudd, one of the largest swamps in the world. Nyal is a key location for people travelling to and from Central and Southern Unity and nearby islands. Since the start of the crisis, Internally Displaced People (IDPs) from Unity and Jonglei States have perceived Nyal as a safe location with ample resources.

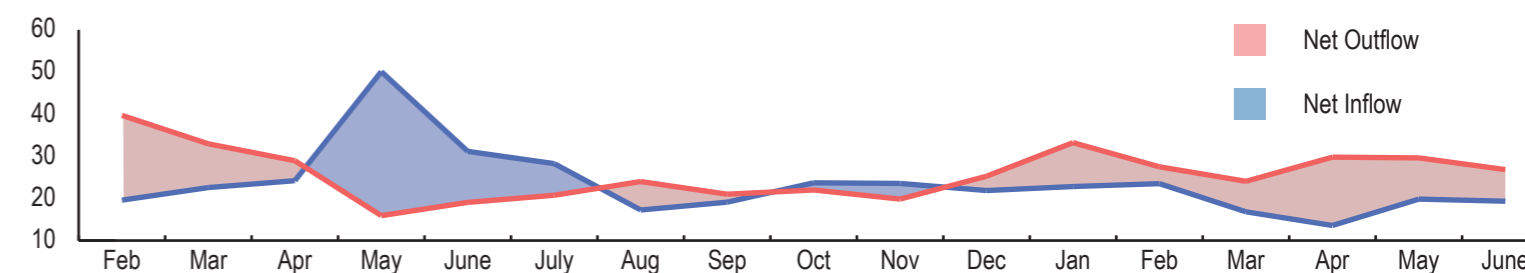
Since 01 November 2016, REACH has daily monitored the ports of Gap, Nyal and Katieth in Nyal town to determine the demographics, key push and pull factors, transportation routes and vulnerabilities of the newly arrived and departing population, and provide evidence for more effective humanitarian planning.

To ensure wide coverage of Nyal's three ports, the REACH team attempts to interview all arrivals and departures at the household level between 7:30 am and 6:30 pm (weekdays). This factsheet is based on data on 483 people departing (95 HHs), 348 people arriving (98 HHs), and 3 people transiting (1 HH), which was collected over 18 days from 5 to 28 June 2019. Data presented here is not representative, rather indicative of movement trends for the assessed population.¹



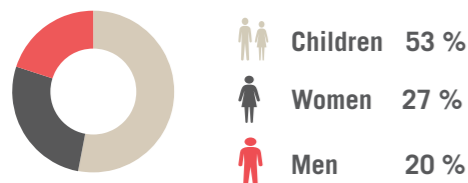
GENERAL MOVEMENT TRENDS¹

Average daily number of individuals departing (red) and arriving (blue); February 2018 to June 2019.



DEPARTURES FROM NYAL

Demographic



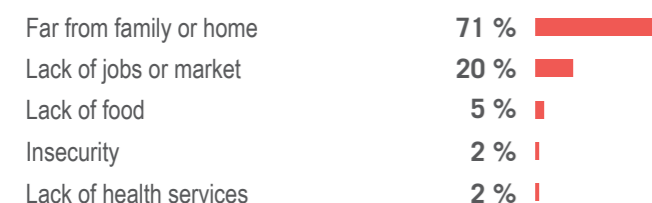
37% of departing households reported that at least one member of the household was **pregnant or breastfeeding**.

17% of departing households reported that at least one member of the household was **malnourished**.

3% of departing households reported that at least one member of the household was **elderly**.

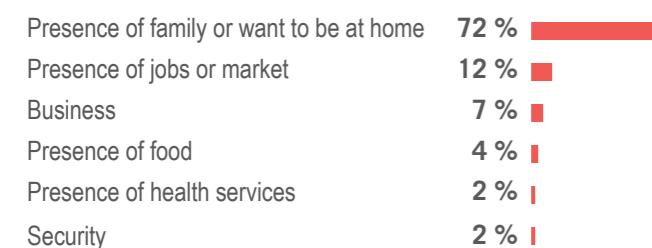
Push factors

Most commonly reported reasons for leaving Nyal:



Pull factors[‡]

Most commonly reported reason for travelling to desired location from Nyal:



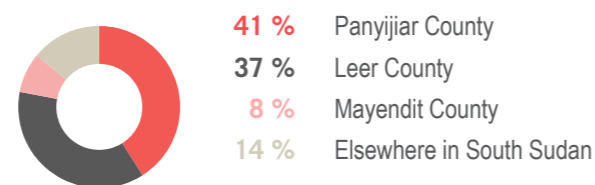
Changes in main reasons for leaving Nyal

Most prevalent reasons for leaving Nyal:

	Mar 19	Apr 19	May 19	June 19
Far from family	58%	57%	42%	38%
Lack of jobs or market	23%	17%	20%	20%
Lack of food	8%	11%	17%	5%

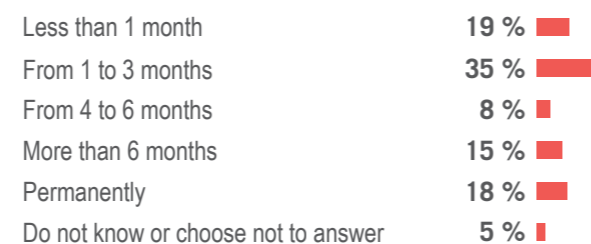
Destination county location

Reported county or state of destination:



Intended duration of stay at destination

Reported length of time that respondents intended to stay at destination:



ARRIVALS TO NYAL[‡]

Demographic



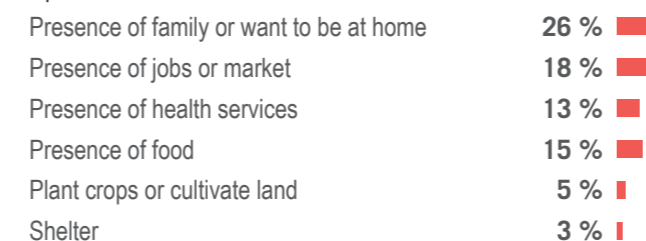
42% of arriving households reported that at least one member of the household was **pregnant or breastfeeding**.

3% of arriving households reported that at least one member of the household was **malnourished**.

2% of arriving households reported that at least one member of the household was **elderly**.

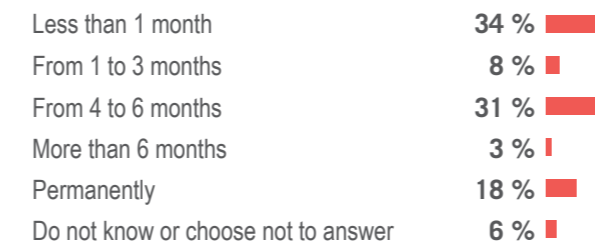
Pull factors[‡]

Most commonly reported reasons for choosing to come to Nyal after being displaced:



Intended duration of stay in Nyal

Reported length of time that respondents intended to stay in Nyal:



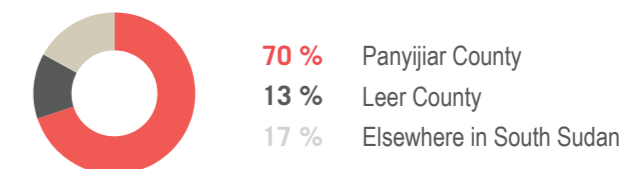
Changes in main reasons for coming to Nyal

Most prevalent reasons for coming to Nyal:

	Mar 19	Apr 19	May 19	June 19
Presence of jobs or market	40%	51%	51%	18%
Presence of health services	18%	20%	14%	13%
Presence of family	15%	16%	15%	9%
Presence of food	22%	9%	5%	10%

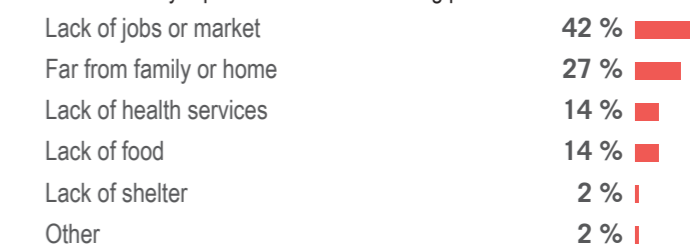
Previous county location

Reported county of origin:



Push factors[‡]

Most commonly reported reasons for leaving previous location:



Notes:

[‡]. Percentages are rounded to the nearest integer, which is why responses may not add up to 100% exactly.

¹. These are indicative trends; REACH does not record all arrivals and departures.