



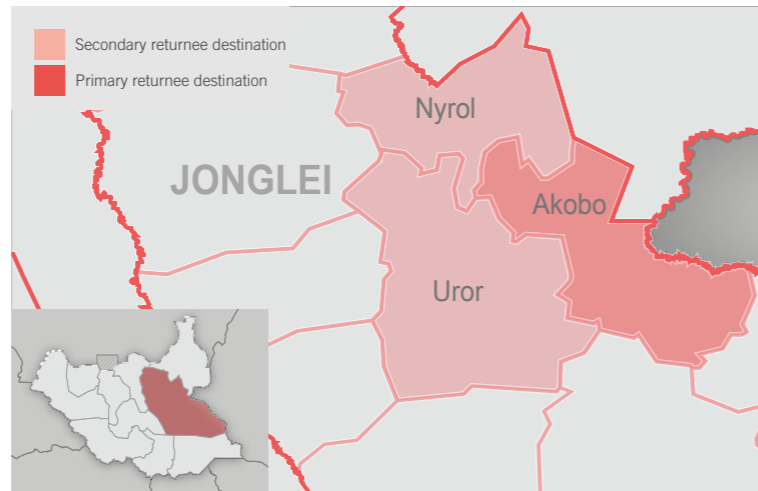
## CONTEXT

Akobo Town is located in the eastern side of Akobo County, Jonglei State, close to the land and river border crossings with Ethiopia. Akobo is a key point of trade and transit between South Sudan and Ethiopia.

Since the beginning of the crisis, this route has been used by South Sudanese citizens heading to or coming back from Ethiopian refugee camps. Since May 2015, REACH and ACTED staff in two locations - Tirgol Port and Market Port - record arrivals and departures of South Sudanese on a daily basis. In order to provide an indication of wider trends, data is collected on the volume of movement, and the motivation and intentions of those traveling.

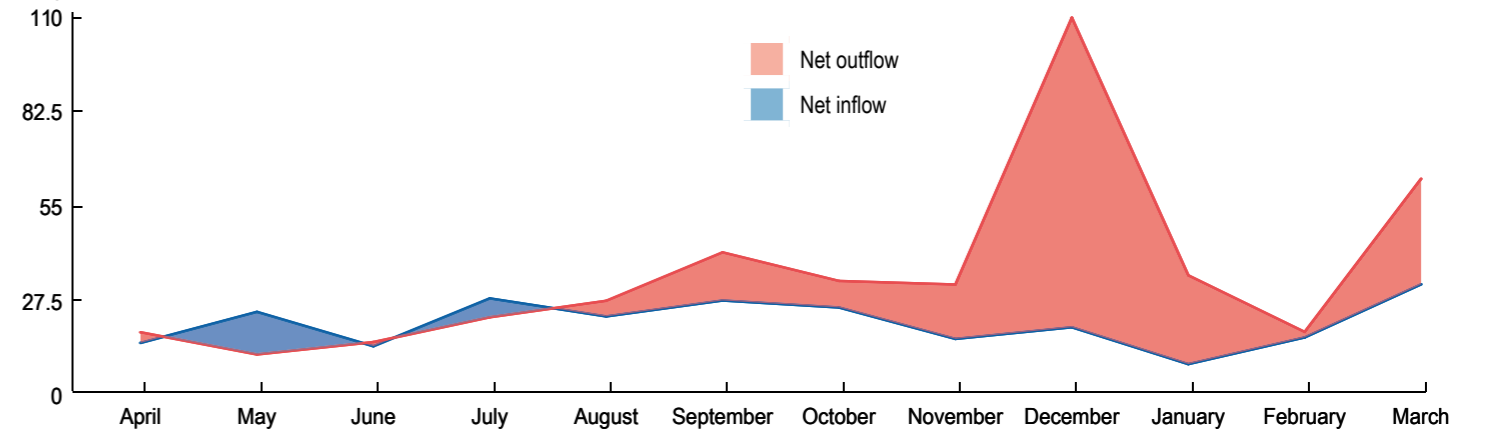
The following findings are based on primary data collected between the 8 and 31 March 2017.

For more information visit: [www.reachresourcecentre.info](http://www.reachresourcecentre.info)



## GENERAL MOVEMENT TRENDS<sup>1</sup>

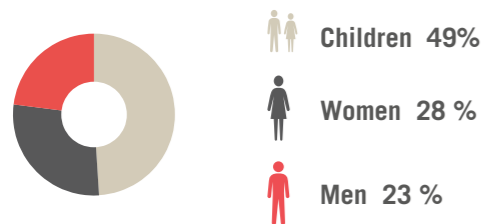
Average daily movement trends of people permanently leaving (red) and people permanently returning (blue); April 2016 to March 2017



## DEPARTURES

### Demographic<sup>2</sup>

**76%** of the total outbound boat passengers expressed the intention to permanently leave South Sudan.



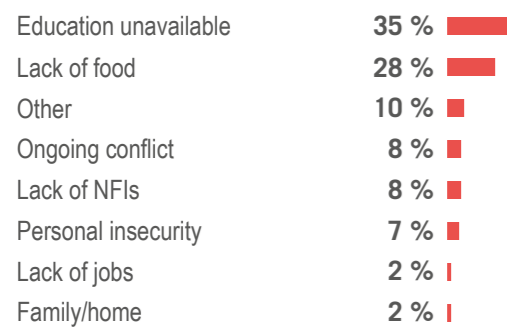
### Desired destination locations

Intended destinations in Ethiopia by people leaving South Sudan permanently:



### Reasons for leaving

Reported reasons for leaving by people permanently leaving South Sudan for Ethiopia:



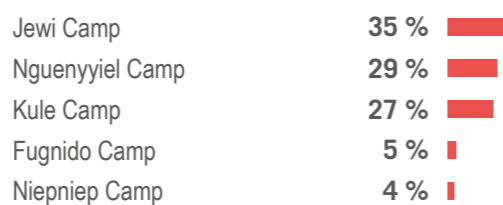
### Changes in reasons for leaving

Most prevalent reasons for leaving; April 2016 to March 2017:

	Apr to June 2016	Jul to Sep 2016	Oct to Dec 2016	Jan 2017 to Mar 2017
Education unavailable	64 %	44 %	30 %	29 %
Lack of food	6 %	16 %	32 %	30 %
Lack of NFIs	0 %	0 %	16 %	5 %
Ongoing conflict	4 %	19 %	5 %	6 %

### Movement into camps

Of the 84% intending to go to camps, people reported the following destinations:




Note:

- Reported reasons for the large outflow in December 2016 were a delayed distribution that heightened food insecurity and finalisation of refugee registration by UNHCR in Ethiopia.
- Men, women and children figures presented are percentiles of those permanently leaving/returning.
- In location of displacement.

## ARRIVALS

### Demographic<sup>2</sup>

**55%** of the total inbound boat passengers expressed the intention to permanently return to South Sudan.



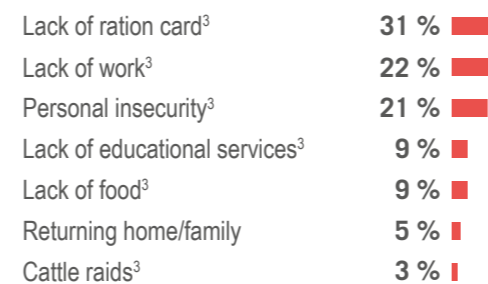
### Desired return locations

Reported destinations by permanent returnees from Ethiopia to South Sudan:



### Reasons for returning

Reported reasons for returning by permanent returnees from Ethiopia to South Sudan:



### Changes in reasons for returning

Most prevalent reasons for returning; April 2016 to March 2017:

	Apr to June 2016	Jul to Sep 2016	Oct to Dec 2016	Jan 2017 to Mar 2017
Personal Insecurity <sup>3</sup>	13 %	26 %	18 %	19 %
Signing of Peace Agreement	62 %	27 %	11 %	0 %
Lack of food <sup>3</sup>	8 %	18 %	32 %	7 %
Lack of ration card	4 %	4 %	16 %	26 %

## Methodological notes

Data has been collected regularly at both Tirgol Port and Market Port since May 2015. Data is collected between 9am and 4pm on weekdays, and thus evenings, weekends and holiday movements are unaccounted for. Starting October 27 2016, port monitors were collecting information from 9am until 7pm, including on weekends, but due to insecurity and other issues, data is not always collected on a consistent daily basis.

To correct for this lack of consistency, data presented across time within this factsheet have been normalized by the number of collection days each month. This allows for comparison of data across different months.

Please note that the data presented here is indicative, not representative.