

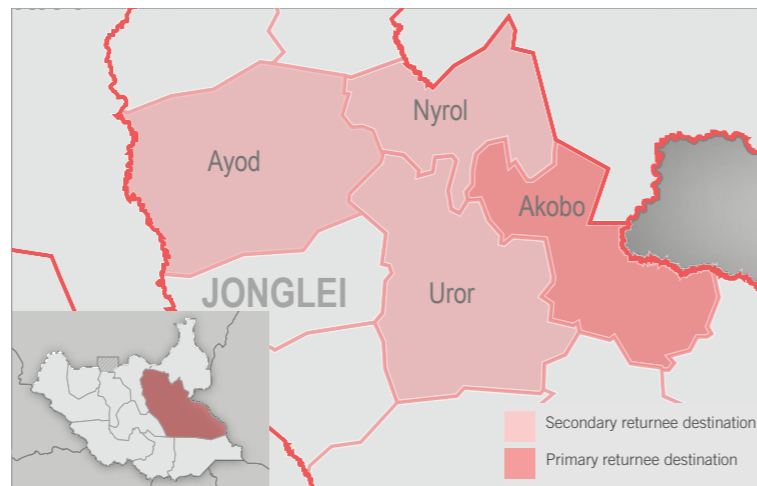


CONTEXT

Akobo Town is located in the eastern side of Akobo County, Jonglei State, close to the land and river border crossings with Ethiopia. Akobo is a key point of trade and transit between South Sudan and Ethiopia.

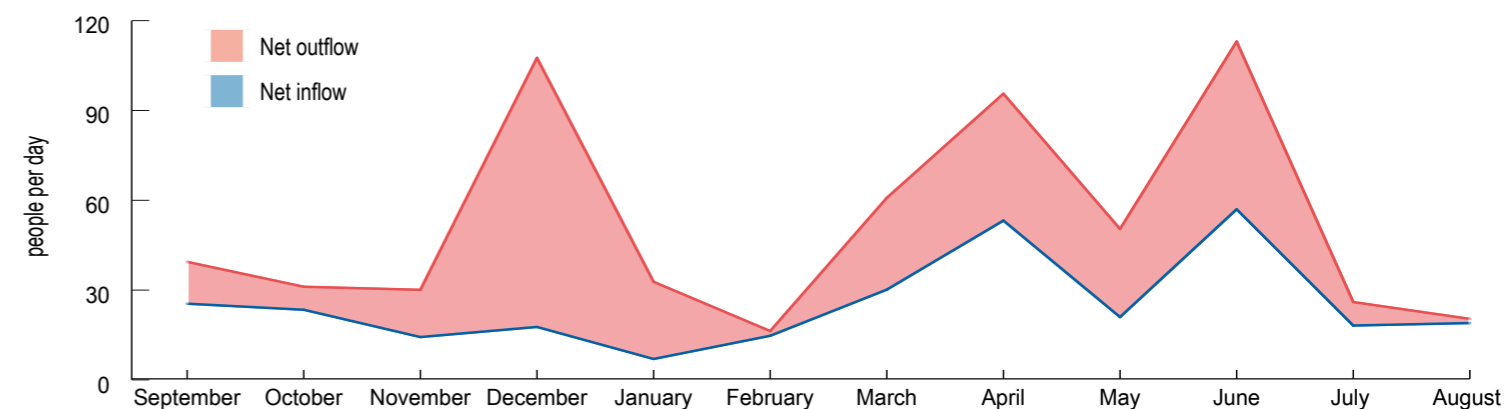
Since the beginning of the crisis, this route has been used by South Sudanese citizens heading to or coming back from refugee camps in Ethiopia. In two locations, Tirgol Port and Market Port, REACH staff record arrivals and departures of South Sudanese on a daily basis, since May 2015. In order to provide an indication of wider trends, data is collected on the volume of movement, and the motivations and intentions of those traveling.

The following findings are based on primary data collected between 1 and 31 August 2017. During August, REACH interviewed 122 key informants (KIs) who were arriving in and 157 KIs who were departing from Akobo Town. These KIs interviewed were randomly selected amongst those arriving to or leaving from Akobo Town by boat.



GENERAL MOVEMENT TRENDS¹

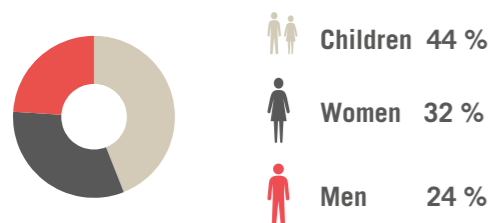
Average monthly movement trends of people permanently leaving (red) and people permanently returning (blue) per day from September 2016 to August 2017.



DEPARTURES


Demographic²

70% of the total outbound boat passengers expressed the intention to permanently leave South Sudan.




Desired destination locations

Reported intended destinations in Ethiopia by people leaving South Sudan permanently:



Reasons for leaving

Reported reasons for leaving by people permanently leaving South Sudan for Ethiopia:



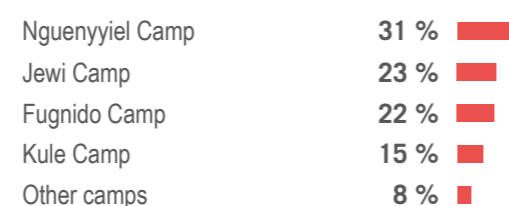
Changes in reasons for leaving

Most prevalent reasons for leaving; May to August 2017:

	May 2017	June 2017	July 2017	August 2017
Ongoing conflict	28 %	17 %	19 %	19 %
Lack of food	24 %	15 %	20 %	20 %
Lack of education	19 %	16 %	13 %	12 %
Personal insecurity	7 %	15 %	10 %	5 %

Movement into camps

Of the 39% intending to go to refugee camps, people reported the following destinations:



Note:
 1. In July, the decrease in average number of people leaving may be attributed to partial (not full household) families leaving and the progression of the rainy season providing some personal security from the ongoing conflict, which continued to be relevant for August.
 2. Men, women and children figures presented are percentiles of those permanently leaving/returning.
 3. In location of displacement in Ethiopia.

ARRIVALS

Demographic²

66% of the total inbound boat passengers expressed the intention to permanently return to South Sudan.



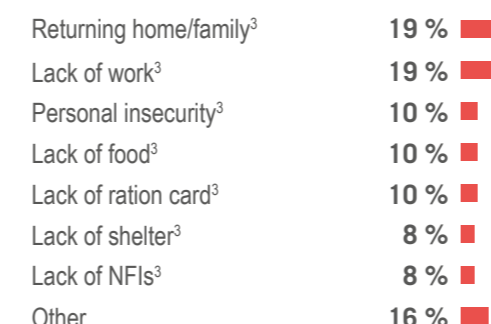
Desired return locations

Reported destinations by permanent returnees from Ethiopia to South Sudan:



Reasons for returning

Reported reasons for returning by permanent returnees from Ethiopia to South Sudan:



Changes in reasons for returning

Most prevalent reasons for returning; May to August 2017:

	May 2017	June 2017	July 2017	August 2017
Returning to home/family ³	25 %	33 %	30 %	19 %
Lack of work ³	19 %	21 %	18 %	19 %
Lack of ration card ³	13 %	15 %	9 %	10 %
Lack of shelter ³	11 %	1 %	10 %	8 %

Methodological notes

Data has been collected regularly at both Tirgol Port and Market Port since May 2015. Between October and December 2016, port monitors were collecting information from 9am until 7pm, including on weekends, but due to insecurity and other issues, data is not always collected on a consistent daily basis. Between January and March 2017, data was only collected during weekdays but as of April 2017, daily data collection was resumed between 9am and 4pm, including weekends. Thus, evenings and holiday movements are unaccounted for.

To correct for this lack of consistency, data presented across time within this factsheet has been normalized by the number of collection days each month. This allows for comparison of data across different months.

Please note that the data presented here is indicative, not representative.