

Joint Multi-Cluster Needs Assessment: Borama District Profile

Awdal Region, Somalia

August 2017

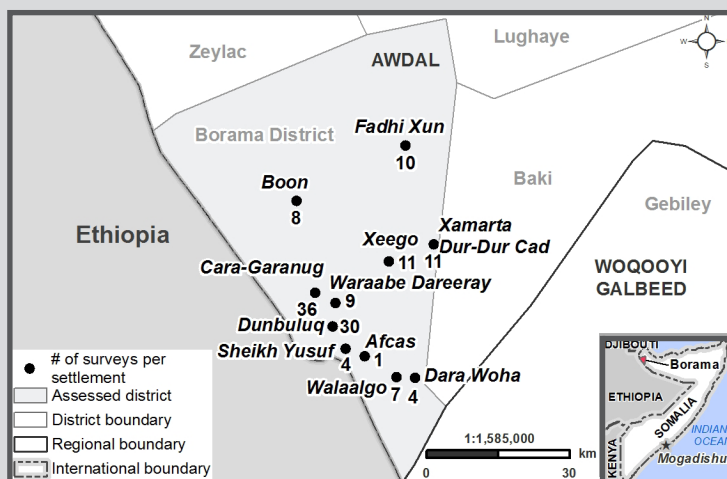
Background

The ongoing drought has contributed to a rapid deterioration of the humanitarian context in Somalia, with a predicted high risk of famine in 2017. In support of the humanitarian planning response, the Clusters and the Assessment Working Group developed the Joint Multi-Cluster Needs Assessment (JMCNA) with the support of REACH in order to assess needs and access to basic services in Somalia.

The Somalia population was sampled for statistical representativeness at the district level with a confidence level of 90% and a margin of error of +/- 10%, employing a cluster sampling approach using the Population Proportional to Size method with replacement. Data collection was conducted by AAHI, ACF, ACTED, ADESO, Aid Vision, CARE, DBG, DRC, Galmudug MoH, HINNA, INTERSOS, IOM, NRC, PAH, REACH, SADO, SCI, SHARDO and SI.

This factsheet presents an analysis of data collected in Borama District between 15 and 22 July 2017 as part of the JMCNA. In total, 131 households were surveyed across Borama District.

Survey Locations



Demographics

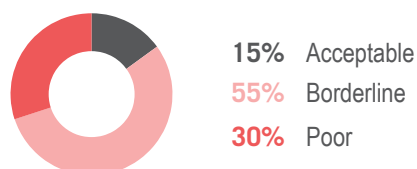
Household composition, by gender and age:



6% of households reported that they are not from the community they currently reside in.

Food Security

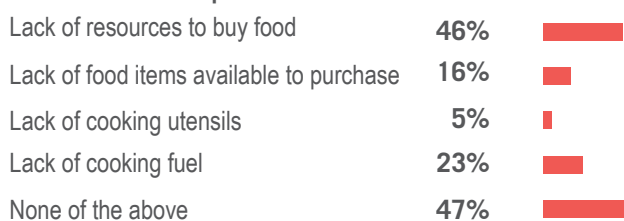
Food Consumption Scores (FCS) of households:



Coping Strategies Index (CSI) scores of households³:

0 Minimum score
13 Average score
45 Maximum score

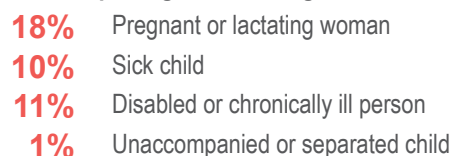
Reported challenges experienced by households when attempting to access food over the past three months²:



10.3 days on average that households' food stocks will reportedly last.

Vulnerabilities

% of households reporting the following members:



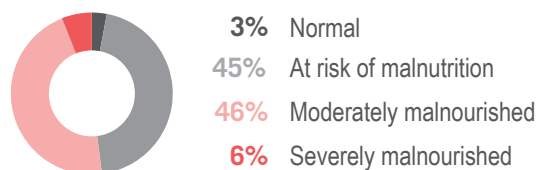
Priority Needs

Top 3 priority needs reported by households¹:



Nutrition

% of children under 5 in assessed households, by Mid-Upper Arm Circumference (MUAC) score:



% of households reported access to the following nutrition services²:



48% of households reported increased difficulty in accessing nutrition services compared to more than 3 months ago.



USAID
FROM THE AMERICAN PEOPLE



OCHA

For more information on this profile,
please contact REACH:
somalia@reach-initiative.org

REACH
Informing more effective
humanitarian action

Joint Multi-Cluster Needs Assessment: Borama District Profile

Livelihoods

Top 3 primary support sources reported for the past year:

1. Subsistence livestock produce **49%**
2. Community support **26%**
3. Day labour / Subsistence farming **7%**

53% of households reported losing livestock in the last three months.

Health

Main health problems reported by households in the last month¹:

1. Injuries **15%**
2. Acute water diarrhoea / Suspected measles / Diabetes **5%**
3. Suspected malaria **2%**

56% of households reported increased difficulty in accessing health services compared to more than three months ago.

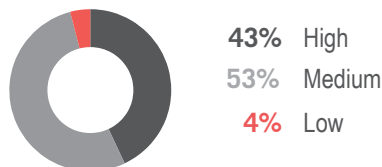
20 USD on average were reportedly spent by households on health care in the past month.

39% of households reported increased spending on health services compared to more than three months ago.

Education

67% of school-aged children (5-17 years) reportedly attend school.

Reported level of priority of education for households:



Communication

Top 3 preferred channels for receiving information reported¹:

1. Radio **54%**
2. Telephone (voice) **50%**
3. Community meetings **47%**

Top 3 reported information needs of households²:

1. Food **76%**
2. Water **70%**
3. Shelter **63%**

Protection

1% of households reported that a household member has experienced violence, threats or intimidation in the past three months.

5% of households reported not being able to move freely in their community and surrounding area.

34% of households reported a theft from their shelter in the past three months.

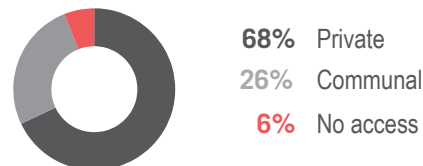
Water, Sanitation & Hygiene (WASH)

Main sources of drinking water reported by households²:

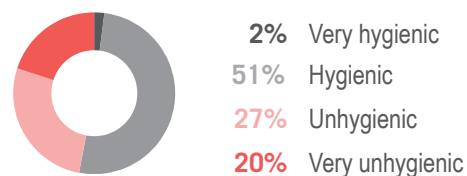
1. Unprotected well **61%**
2. Burkad **38%**
3. Protected well with hand pump **19%**

31% of households reported a problem of either quantity or quality with their main water source.

Types of latrines reportedly accessible to households:



Reported hygiene status of latrines used by households⁴:



Shelter

Primary structural materials reportedly used for main shelter, by proportion of households:

1. Wood **92%**
2. Cement **4%**
3. Bricks / Stones **2%**

Roof covering materials reportedly used for main shelter, by proportion of households:

1. Clothes or rags **63%**
2. Plastic sheet **22%**
3. Iron sheet **7%**

34% of households reported damage to their shelter within the past three months.

3.8 people on average were reported per shelter.

Endnotes

1. Respondents could select up to 3 options.
2. Respondents could select multiple options.
3. Higher scores indicate a greater degree of food insecurity, with the maximum possible score being 56. For more information about the CSI, please visit: <http://bit.ly/2vR371a>
- 4 This question was only asked to respondents reporting access to a latrine.