



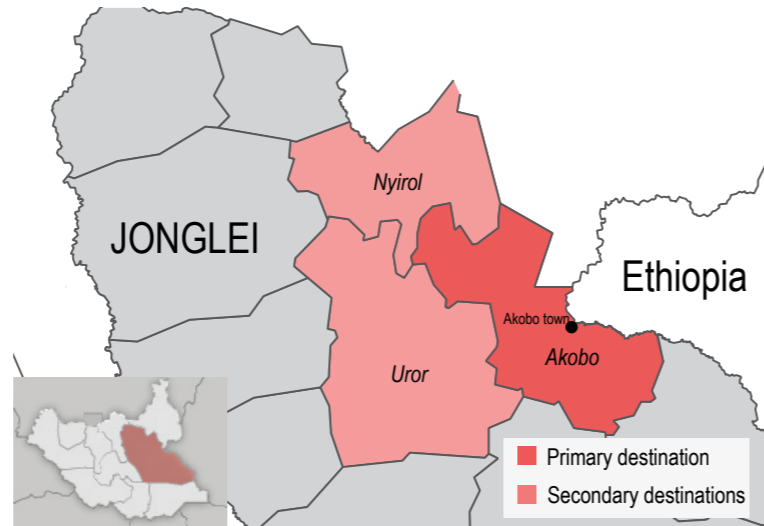
## CONTEXT

Akobo town is located in the eastern side of Akobo County, Jonglei State, close to the land and river border crossings with Ethiopia. Akobo is a key point of trade and transit between South Sudan and Ethiopia.

Since the beginning of the crisis in 2013, this route has been used by South Sudanese heading to or coming back from refugee camps in Ethiopia. In two locations, Tirog Port and Market Port, REACH has recorded arrivals and departures of South Sudanese on a daily basis since May 2015. In order to provide an indication of wider trends, data is collected on the volume of movement, as well as the motivations and intentions of those travelling. Due to insecurity and other issues, data is not always collected on a daily basis. To correct for this inconsistency, data presented for general movement trends across months represents an average based on the number of days of data collection each month. The data presented here is not representative, rather indicative of movement trends for the assessed population<sup>1</sup>.

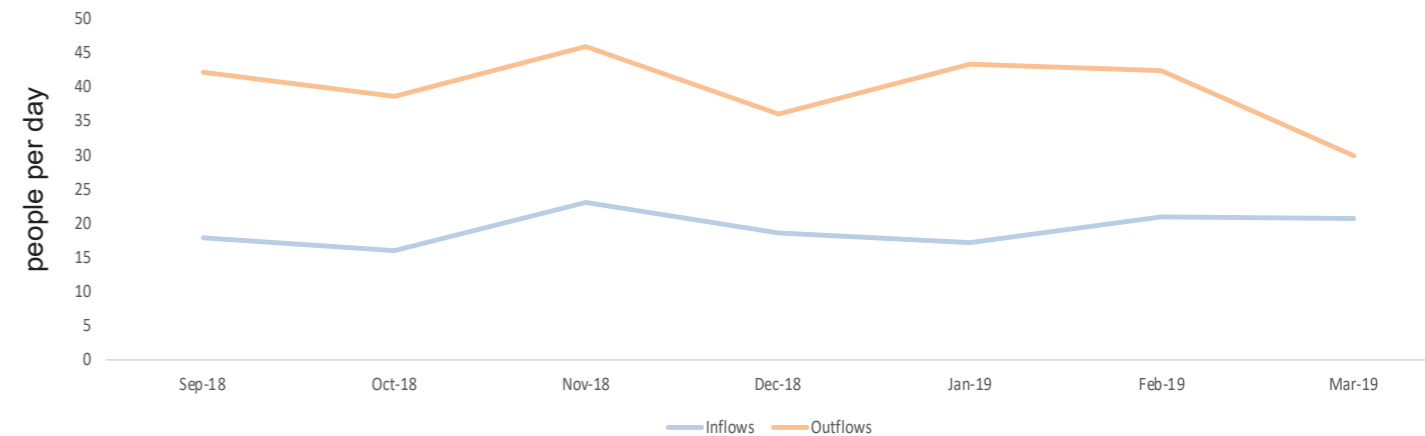
The following findings are based on primary data collected between 1 and 31 March 2019. REACH teams interviewed arrivals and departures at the household (HH) level. In March, REACH interviewed 120 HHs who were arriving to Akobo Town from Ethiopia, and 185 HHs who were departing from Akobo town to Ethiopia. An additional 44 HHs were interviewed who were arriving or departing to and from another region in South Sudan.<sup>2</sup>

## Greater Akobo Arrival Destinations



## GENERAL MOVEMENT TRENDS

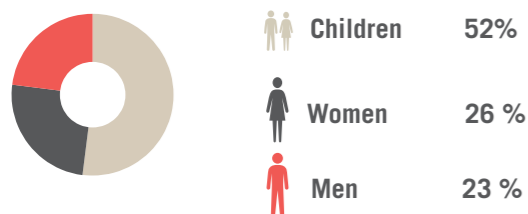
Average daily number of individuals inbound to (blue) and outbound from (red) South Sudan with the intention to stay in their final destination for four months or more recorded in Akobo Town from September 2018 to March 2019



## OUTBOUND TO ETHIOPIA

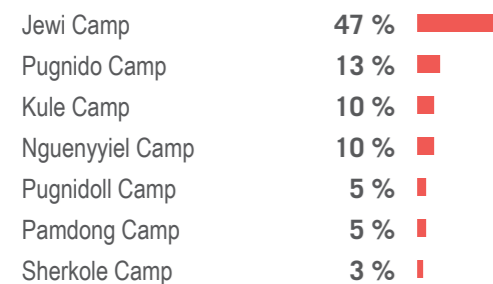
### Demographic<sup>3</sup>

**91%** of households leaving South Sudan intended to stay in Ethiopia for more than four months.



### Desired destination locations<sup>4,5</sup>

Top reported intended destinations in Ethiopia by households leaving South Sudan intending to stay for more than four months:



### Push factors

Most commonly reported primary reason for leaving South Sudan<sup>3</sup>:




## Reasons for leaving South Sudan

Reasons for leaving South Sudan, December 2018 to March 2019:

|                    | December 2018 | January 2019 | February 2019 | March 2019 |
|--------------------|---------------|--------------|---------------|------------|
| Lack of education  | 29%           | 21%          | 18%           | 24%        |
| Lack of food       | 28%           | 40%          | 45%           | 48%        |
| Insecurity         | 18%           | 16%          | 12%           | 4%         |
| Lack of healthcare | 13%           | 16%          | 12%           | 11%        |

### Pull factors

Most commonly reported primary reason for travelling to Ethiopia:



Note:

- These are indicative trends; REACH does not record all arrivals and departures.
- This factsheet only summarises the findings that reflect outbound and inbound movements.
- Demographics may not add up to 100% due to rounding.
- This includes individuals in transit from other areas of South Sudan to Ethiopia
- Of assessed households who reported their next location.

## INBOUND FROM ETHIOPIA


### Demographic

**93%** of households inbound from Ethiopia intended to stay four months or longer in their final destination in South Sudan:



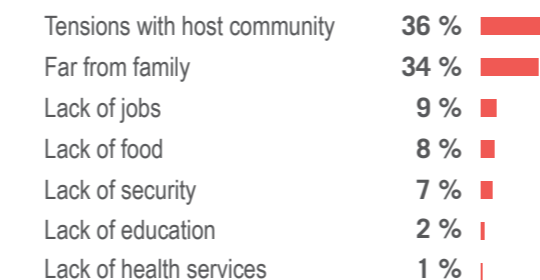
### Desired final destinations<sup>5</sup>

Reported intended destinations in South Sudan by households returning from Ethiopia intending to stay for more than four months<sup>5</sup>



### Push factors

Most commonly reported primary reason for leaving Ethiopia:



## Reasons for leaving Ethiopia

Reasons for leaving Ethiopia, December 2018 to March 2019:

|                                  | December 2018 | January 2019 | February 2019 | March 2019 |
|----------------------------------|---------------|--------------|---------------|------------|
| Rejoining family                 | 60%           | 58%          | 38%           | 34%        |
| Lack of jobs                     | 12%           | 20%          | 9%            | 9%         |
| Tensions with the host community | 18%           | 12%          | 36%           | 36%        |
| Lack of healthcare               | 0%            | 2%           | 1%            | 1%         |

### Pull factors

Most commonly reported primary reason for traveling to South Sudan:

