

MULTI-SECTOR NEEDS ASSESSMENT (MSNA)

NIGERIA BRIEF 2018

CONTEXT

The Nigeria Multi-Sector Needs Assessment (MSNA) was conducted in 2018 in order to support evidence-based humanitarian planning for crisis-affected populations and inform the 2019 Nigeria Humanitarian Needs Overview. The MSNA was implemented in the framework of the Nigeria Assessment Working Group, on behalf of the Humanitarian Country Team and the Inter-Sector Working Group. The assessment was supported by REACH and ACAPS.

In total, **10,606 household surveys** were collected across three states and **63 Local Government Areas (LGA)**. Findings of the MSNA are at LGA level overall and at domain and state levels for displaced, returnee and non-displaced conflict-affected households. A 95% confidence level and 10% margin of error apply to the findings at the lowest disaggregation level. Besides the household surveys, more than **1,200 key informant** interviews were conducted in assessed settlements in order to provide a local understanding on topics such as flooding or exposure to unexploded ordnance.

WHAT IS AN MSNA?

Multi-Sector Needs Assessments aim to fill information gaps in order to inform crisis-wide humanitarian planning. MSNAs provide comparable data across all relevant sectors, crisis-affected areas and population groups. Where possible and relevant, the MSNA coverage includes both accessible and hard-to-reach areas, displaced and non-displaced population groups, and any other relevant stratification. MSNAs are implemented in a participative and inclusive manner. Furthermore, they are time-sensitive with data and findings released prior to HNO and HRP discussions to generate impact. In 2018, eight MSNAs were supported by REACH and carried out thanks notably to the funding support from the global ECHO Enhanced Response Capacity funding mechanism.

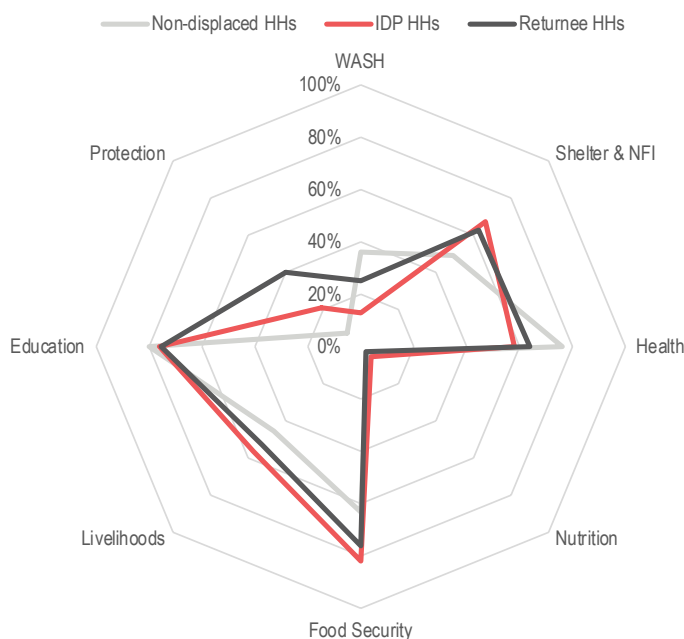
KEY MSNA FINDINGS FROM THE HOUSEHOLD-LEVEL ASSESSMENT

31% Crisis-affected population with unmet needs in five or more sectors

30% Non-displaced households

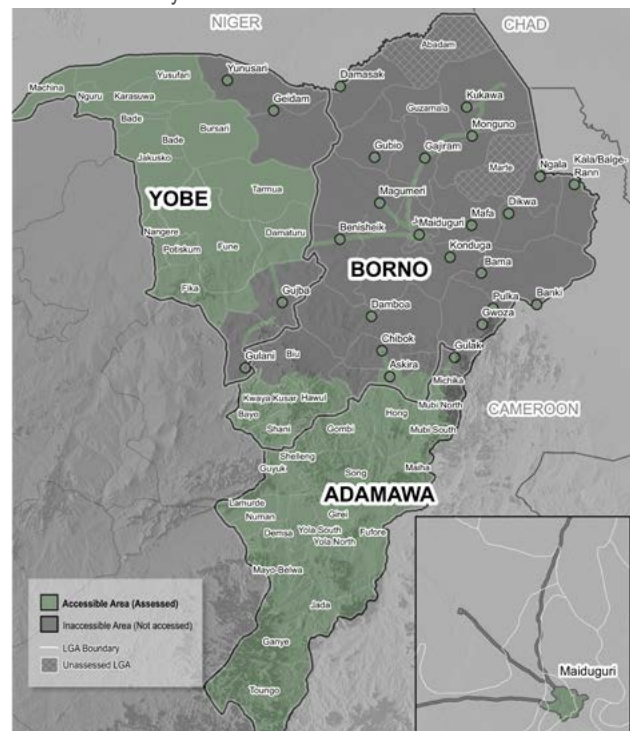
34% Displaced households

39% Returnee households



Proportion of households facing unmet humanitarian needs in each sector, by population group, based on composite sectoral indices.

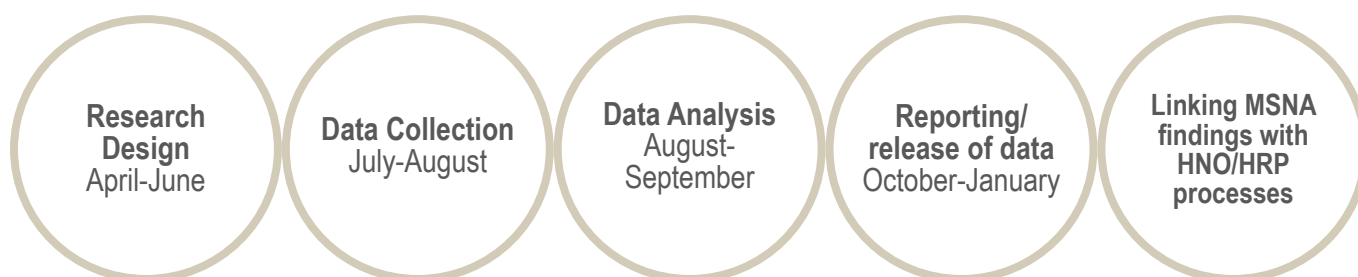
Areas covered by the MSNA in 2018.



		1 sector	2 sectors	3 sectors	4 sectors	5 sectors	6 sectors	7 sectors
Borno	Non-displaced	12%	21%	26%	17%	14%	6%	0%
	IDPs	7%	13%	24%	26%	22%	6%	1%
	Returnees	7%	13%	24%	28%	22%	5%	0%
	Overall	9%	19%	25%	20%	16%	6%	0%
Adamawa	Non-displaced	3%	9%	20%	26%	25%	14%	2%
	IDPs	3%	14%	14%	23%	33%	12%	1%
	Returnees	1%	6%	12%	37%	21%	19%	3%
	Overall	3%	9%	20%	25%	26%	14%	2%
Yobe	Non-displaced	8%	16%	16%	27%	17%	6%	0%
	IDPs	1%	17%	25%	34%	12%	11%	0%
	Returnees	5%	19%	11%	31%	11%	13%	3%
	Overall	7%	17%	23%	27%	17%	6%	1%

Proportion of households facing unmet humanitarian needs in one or more sectors, by state and population group.

MSNA TIMELINE AND WORKFLOW



IMPACT OF MSNA FINDINGS

20 References in the 2019 Humanitarian Needs Overview

MSNA data was used to inform analysis and sectoral PiN calculations for **7/9** sectors in the Humanitarian Needs Overview 2019

REACH facilitates the development of information tools and products that enhance the capacity of aid actors to make evidence-based decisions in emergency, recovery and development contexts. All REACH activities are conducted through inter-agency aid coordination mechanisms. REACH is a joint initiative of IMPACT, its sister-organisation ACTED and the United Nations Operational Satellite Applications Programme UNOSAT.

This document covers humanitarian aid activities implemented with the financial assistance of the European Union. The views expressed herein should not be taken, in any way, to reflect the official opinion of the European Union, and the European Commission is not responsible for any use that may be made of the information it contains.



IMPACT.init



reach-initiative.org



REACH_info