

Refugee and Migrant Squat Population

Athens, Greece

January 2017

Background and Methodology

Since the large influx of refugees and migrants to Greece in 2015, many squats in central Athens have been providing shelter to a rapidly changing population of refugees and migrants, including a large number of children. In the framework of its partnership with UNICEF, REACH conducted an assessment in Athens' squats in January 2017, with the aim of supporting a better understanding of the situation of children residing there.

Findings are based on a participatory mapping exercise with activists, NGO workers and migrant community representatives, as well as site-level data collection through key informants at each assessed squat. Squats assessed host exclusively

refugees and migrants and figures are given for this population. All numbers are estimates by interviewees and refer to the population as of January 2017. Percentages are calculated from these estimates.

Estimated population numbers are given for **9 out of 11 identified squats in central Athens**. The squats identified are located in four neighbourhoods of central Athens: **Exarchia, Victoria, Vathi and Ambelokipoi**. For protection purposes, the exact location of each squat is not given; instead numbers and demographics are displayed by neighbourhood. In some cases, only limited information is available, because interviewees were not able to provide details about the children living in the squat.

Definitions used

Accompanied children: Children who are with one or both of their parents or guardian by recognised custom or by law.

Separated children: Children who are separated from both parents, and from the previous legal or usual primary caregiver, but not necessarily from other relatives.

Unaccompanied children: Children who are separated from both parents and other relatives, and who are not being cared for by an adult who, by custom or by law, is responsible for doing so.

Squat: Unlawfully occupied building currently housing refugees and migrants.

Site Capacity: Number of people who can stay in each squat.

Demographics of Squat Population

Total Reported Squat Population:	2,114
Estimated Overall Capacity*:	2,140
Average Length of Stay:	8 months

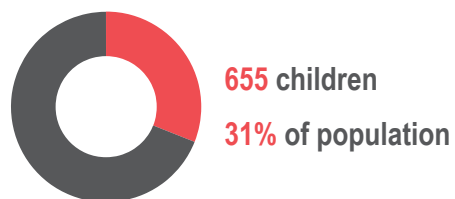
Primary Languages Spoken in Squats:

Arabic	59%	<div style="width: 59%;"></div>
Farsi	10%	<div style="width: 10%;"></div>
Kurmanji	7%	<div style="width: 7%;"></div>
Dari	7%	<div style="width: 7%;"></div>
French	6%	<div style="width: 6%;"></div>
Urdu	2%	<div style="width: 2%;"></div>
Unknown	9%	<div style="width: 9%;"></div>

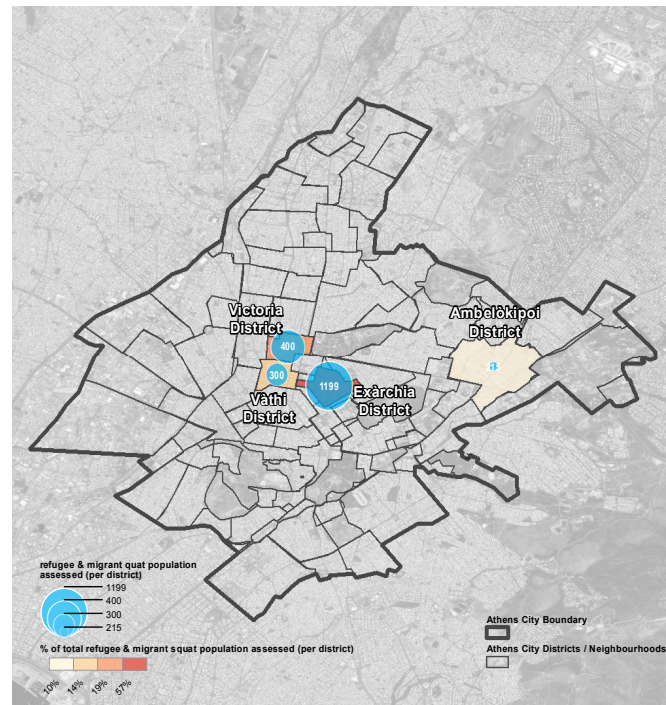
Reported Countries of Origin in Squats:

Syria	55%	<div style="width: 55%;"></div>
Afghanistan	16%	<div style="width: 16%;"></div>
Iran	5%	<div style="width: 5%;"></div>
Iraq	4%	<div style="width: 4%;"></div>
Pakistan	2%	<div style="width: 2%;"></div>
Other	6%	<div style="width: 6%;"></div>
Unknown	12%	<div style="width: 12%;"></div>

Number of Children Living in Squats:



Map: Refugee and Migrant Squat Population in Athens




























*As reported by key informants on site. This figure excludes Ambelokipoi, where the overall capacity was unknown.

Refugee and Migrant Squat Population

Athens, Greece

January 2017

Demographics by Neighbourhood

	Exarchia	Victoria	Vathi	Ambelokipoi
Demographics				
# of Squats	6	1	1	1
Squat Population	1,199	400	300	215
Capacity	1,239	500	400	NA
Average Length of Stay (months)	7	7	9	9
Origins				
Main Reported Countries of Origin in Squats	Syria 68% 	Syria 25% 	NA	NA
	Afghanistan 19% 	Afghanistan 25% 		
	Iran 4% 	Iran 15% 		
	Iraq 4% 	Pakistan 13% 		
	Pakistan 3% 	Iraq 10% 		
	Unknown 2% 	Unknown 12% 		
Primary Languages Spoken in Squats	Arabic 69% 	Arabic 30% 	Arabic 99%  Farsi 1% 	NA
	Farsi 12% 	Dari 25% 		
	Kurmanji 9% 	Farsi 15% 		
	French 6% 	French 13% 		
	Dari 4% 	Urdu 12% 		
		Kurmanji 5% 		
Children				
# of Children	348	152	81	80
% of Children	29	38	27	37
Gender of Children	Female: 50% Male: 50%	Female: 33% Male: 67%	NA	NA
Ages of Accompanied Children in Squats	NA	0-4 years: 20% 12-14 years: 17% 5-11 years: 23% 15-17 years: 40%	NA	NA
Status of Children	41% accompanied 1% separated 58% unknown	87% accompanied 13% unaccompanied	100% accompanied	NA