




As part of a wider project to understand the profile and motivations of people migrating to the European Union, this factsheet presents key findings related to migration from Mali. Information presented here is based on interviews with key informants, who were asked to report on migration from their community. Findings presented here are based on a small, purposive sample of respondents in Gao, a key transit point for migrants passing through Mali, and should be considered indicative only.

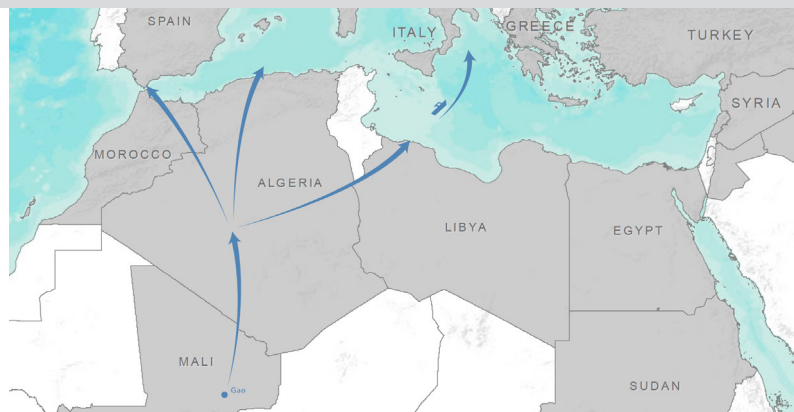
Date of data collection: **19-22 March 2016**

Number of participants interviewed: **45**

Volume of migration


Among assessed communities proportion reported left for Europe in the past 3 months:

None	23%	
1-25%	62%	
26-50%	0%	
51-75%	0%	
76-100%	0%	
Uncertain	15%	



Group profile

Most commonly reported group composition of migrants leaving recently:

Men alone	53%	
Women alone	33%	
Complete nuclear family	7%	
Unaccompanied children	7%	

Status of reported migrants leaving recently from assessed communities:

Refugees only	38%	
Host communities only	8%	
Refugees and host communities	23%	
Refugees, host communities & IDPs	31%	

Decision-making

Who took the decision to leave?

Individual(s) traveling	50%	
Household	27%	
Entire family	15%	
Local community	0%	
Other	8%	

Expected cost of journey:

All conversions at EU Currency Converter on April 11, 2016.

Average:	626 154 FCA	(1081 USD)
Minimum reported:	100 000 FCA	(172 USD)
Maximum reported:	2 000 000 FCA	(3453 USD)

Push & Pull Factors

Top reported push factors:





1 Lack of income	21%
2 Insufficient basic resources	15%
3 No specific reason	15%

Top reported pull factors:

1 Job opportunities	54%
2 Safety security	38%
3 Other	8%

Intentions

Proportion of assessed communities planning to leave in the next 3 months:

None	0%	
1-25%	38%	
26-50%	31%	
51-75%	0%	
76-100%	15%	
Uncertain	15%	

Top reported country of final destination:

Spain	31%	
Italy	26%	
France	13%	
Others	30%	