

The Emergency Response Mechanism (ERM) is designed to meet humanitarian needs arising across Afghanistan, with a particular focus on ensuring humanitarian assistance is also provided in hard to reach areas. Each ERM consortium member has designated responsibility for ensuring coverage in a specific area of the country, however, in partnership with other members, will work as required in locations falling outside their normal area of coverage. Partners of the ERM identify vulnerable caseloads, which are interviewed and are selected for assistance based on displacement status and needs through household-level interviews. The findings below represent analysis of the caseloads assessed by partners in April.

Beneficiary Demographics

Total number of beneficiary households (HHs):	34,718
Average number of families per HH:	1.08
Average HH size:	6.36
% of HHs with Tazkira: ¹	86%
Average number of female breadwinners per HH:	0.09
Average number of male breadwinners per HH:	0.83

Displacement and origin of households

Reported displacement status (# of HHs):²

Conflict IDP HHs	34,127 (98.3%)
Natural disaster IDP HHs	409 (1.2%)
Undocumented returnee HHs	145 (0.4%)
Documented returnee HHs	0
Non-displaced HHs	36 (0.1%)

Most common provinces of origin (% of HHs) and reported possibility to return (% of HHs per province):

Province	Origin (%)	Possibility to return (%)
Nangarhar	8%	0%
Hilmand	6%	18%
Kunduz	11%	20%
Farah	6%	1%
Faryab	22%	0%

94% of all HHs reported they cannot go back to their place of origin, due to conflict-related insecurity.

Shelter

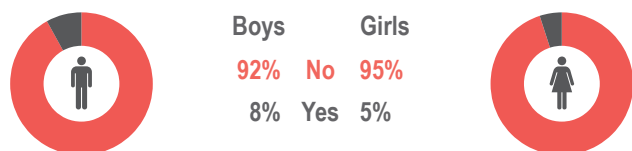
Arrangement and type of current accommodation (% of HHs):

	Free of charge	Hosted	Owned	Rented	Squatting	Total
Shared house	6.4%	6.2%	0.1%	16.9%	0.0%	29.7%
Open area	3.3%	0.3%	0.2%	0.0%	0.1%	4.0%
House	13.3%	17.3%	1.6%	32.1%	0.0%	64.3%
Public compound	0.2%	0.0%	0.0%	0.0%	0.0%	0.3%
Tent	0.9%	0.2%	0.1%	0.3%	0.2%	1.7%
Total	24.2%	24.1%	2.0%	49.4%	0.3%	100.0%

1,253 AFN Average rent amount paid per month.³

Education

Proportion of HHs reporting their children attend school:



Vulnerabilities

Proportion of HHs reporting the following vulnerabilities:

With chronically ill member	4%
With physically disabled member	4%
Child headed (under 18 years)	1%
Female headed	10%
Elderly headed (over 65 years)	7%

Food and livelihoods

Average monthly HH income reported before/after displacement:³

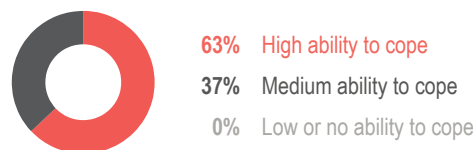


98% of HHs reported having access to a market. For those, the average distance was reported to be **2 km**, and the average time to reach the market was found to be **23 minutes**.

Reported food stock available (% of HHs):

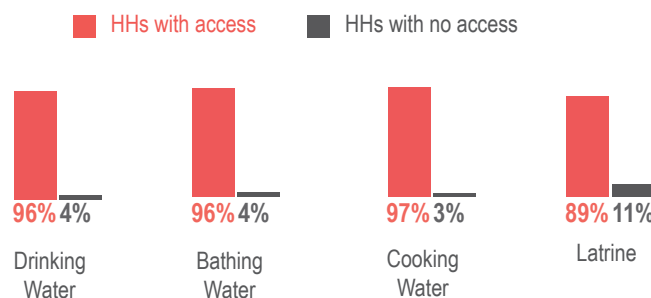
No stocks	58%
Less than a week	37%
1 to 3 weeks	5%
4 weeks to 3 months	1%
Over 3 months	0%

Proportion of HHs by Coping Strategy Index score:⁴



Water, Sanitation and Hygiene (WASH)

Proportion of HHs reporting having access to enough water and latrines:



Beneficiary priorities

Top beneficiary priorities reported (% of HHs):

1. Food	76%
2. Non-food items	18%
3. Cash	3%

1. Tazkira refers to the national ID documentation in Afghanistan.
 2. Only recently displaced HHs are eligible for ERM. In exceptional cases HHs can be eligible up to six months after displacement.
 3. 1 USD = 69 AFN, Da Afghanistan Bank Exchange Rates, April 2018.
 4. According to the reduced coping strategy index (rCSI) with lowered threshold.