

REACH, with the support of ECHO, is conducting regular assessments to inform the response to migration in the Western Balkans. Fortnightly factsheets present findings from information collected from group interviews at targeted locations. Where appropriate, findings shown are disaggregated by country of origin.

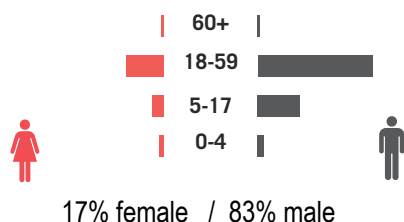
Date of data collection: **1-14 March**

Number of groups interviewed: **27**


Number of individuals accounted for: **147**

Group composition

Sex and age of individuals



Origin of assessed groups:



Groups including vulnerable individuals:

- 1** Pregnant women
- 2** Unaccompanied minors
- 3** n/a

Group profile:

| | Afghan | Iraqi | Syrian | Other |
|-----------------------------------|--------|-------|--------|-------|
| Individuals alone or with friends | 80% | 0% | 28% | 71% |
| Partial nuclear family | 0% | 33% | 0% | 4% |
| Complete nuclear family | 0% | 55% | 28% | 4% |
| Extended family | 20% | 11% | 43% | 21% |

Migration

Who took the decision to leave?

| | Afghan | Iraqi | Syrian | Other |
|-------------------------|--------|-------|--------|-------|
| Individual(s) traveling | 100% | 100% | 67% | 100% |
| Spouse | 0% | 0% | 0% | 0% |
| Family member(s) | 0% | 0% | 33% | 0% |
| Local community | 0% | 0% | 0% | 0% |
| Group decision | 0% | 0% | 0% | 0% |

Top reported push factors:

| | Afghan | Iraqi | Syrian | Other |
|-------------------------|--------|-------|--------|-------|
| Active armed conflict | 8% | 33% | 33% | 0% |
| Lack of basic services | 17% | 20% | 11% | 18% |
| Violence and insecurity | 33% | 27% | 5% | 6% |
| Other factors | 41% | 21% | 84% | 76% |

Top reported pull factors:

| | Afghan | Iraqi | Syrian | Other |
|--------------------------------|--------|-------|--------|-------|
| Safety and security | 31% | 25% | 30% | 5% |
| Livelihood opportunities | 31% | 25% | 30% | 35% |
| Welcoming country for refugees | 8% | 25% | 20% | 12% |
| Other factors | 30% | 25% | 20% | 48% |

Migration

Time since arrival in current location:

| | Afghan | Iraqi | Syrian | Other |
|----------------|--------|-------|--------|-------|
| Under one day | 0% | 0% | 0% | 0% |
| One day | 0% | 20% | 0% | 0% |
| Up to one week | 75% | 80% | 100% | 60% |
| Over one week | 25% | 0% | 0% | 40% |

Time since leaving the area of origin:

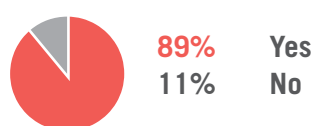
| | Afghan | Iraqi | Syrian | Other |
|-----------------|--------|-------|--------|-------|
| Up to one week | 0% | 0% | 0% | 0% |
| Up to one month | 0% | 60% | 67% | 67% |
| Over one month | 100% | 40% | 33% | 33% |

Humanitarian needs

Priority reported needs:

- 1 Food
- 2 Shelter
- 3 NFI

Proportion of people who have been pushed back:

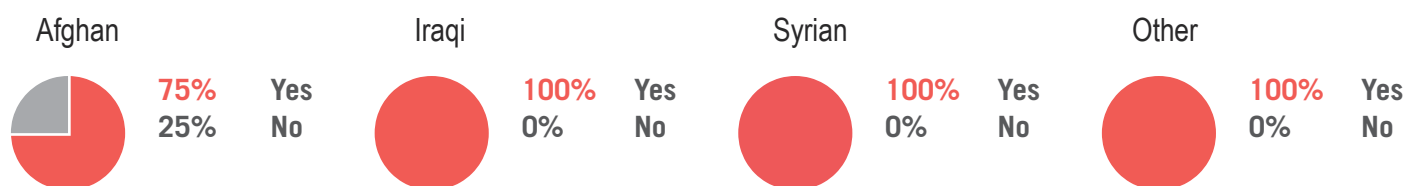


Top reported challenges where information is needed:

- 1 Border crossing
- 2 No further issue
- 3 No further issue

Assistance

Proportion of people who received aid:



Intentions

If people had to stay more than 5 days at the current location, they reported they would:

| | Afghan | Iraqi | Syrian | Other |
|---------------------------|--------|-------|--------|-------|
| Wait | 75% | 100% | 100% | 87% |
| Ask for asylum | 0% | 0% | 0% | 0% |
| Find an alternative route | 25% | 0% | 0% | 13% |
| Return to area of origin | 0% | 0% | 0% | 0% |
| Other | 0% | 0% | 0% | 0% |

If people had to stay more than 2 weeks at the current location, they reported they would:

| | Afghan | Iraqi | Syrian | Other |
|---------------------------|--------|-------|--------|-------|
| Wait | 25% | 100% | 67% | 7% |
| Ask for asylum | 0% | 0% | 0% | 7% |
| Find an alternative route | 75% | 0% | 33% | 87% |
| Return to area of origin | 0% | 0% | 0% | 0% |
| Other | 0% | 0% | 0% | 0% |