

# Comprehensive Child Focused Assessment

Al Za'atari Refugee Camp – Mafrqa Governorate, Jordan

June 2015

# Disability

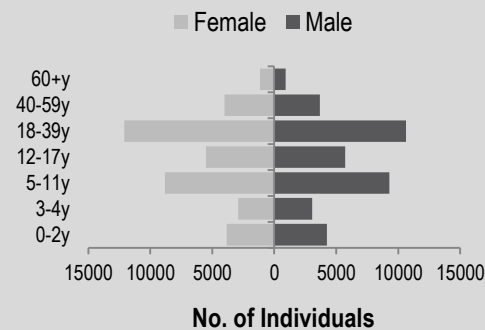


## Summary

UNICEF, in partnership with REACH, conducted a comprehensive child focused assessment in Za'atari camp, designed to address existing information gaps in UNICEF-supported programming areas including WASH, education, health, disability, youth and child protection. All households in the camp were assessed between the 9th February and 5th March 2015. The report can be found [here](#). The assessment enabled the identification of boys and girls with risk factors for disabilities or development delay, who were then referred to relevant disability and health partners for follow-up and further assessment.

## Camp Demographics

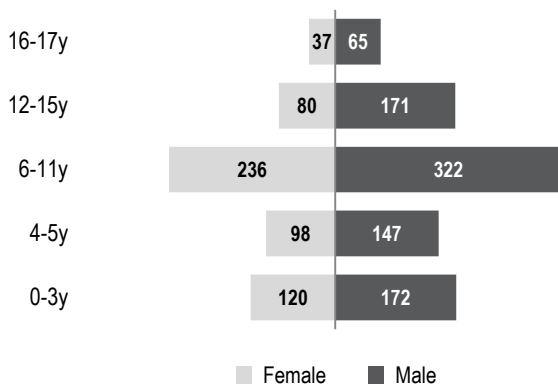
**75,878 individuals**  
**13,926 households**  
**43,417 children 0-17y**



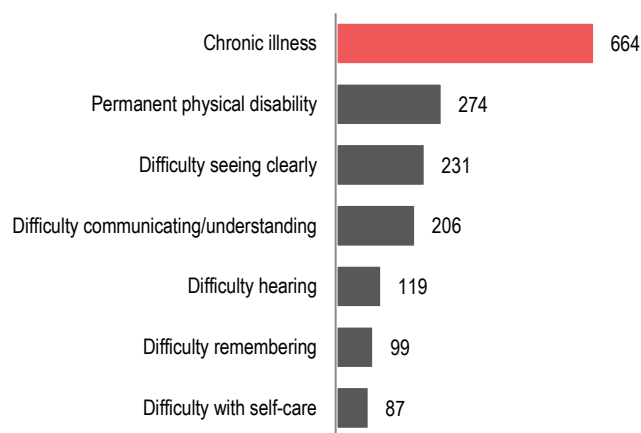
Note: Some households declined to participate in the survey, whilst others were unavailable during the data collection period.

## Disabilities & Developmental Delay

Number of children reported with disabilities or chronic illness, by age and sex



Number of children reported with each type of disability

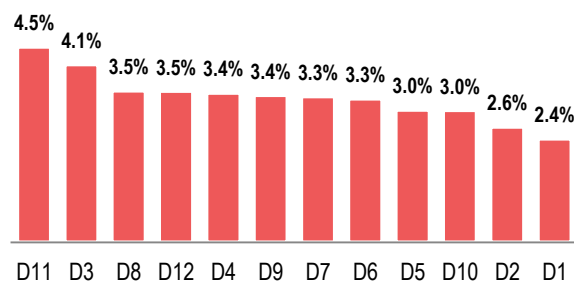


In total 3.3% of children (1,448 individuals) were reported to have at least one disability and/or chronic illness. 89% of these children had either a chronic illness or one disability. The most commonly reported type of disability was permanent disability with 274 children reported in this category, while the least commonly indicated was difficulty with self-care, with a total of 87 children.

% children with each type of disability and chronic illness by age (of total children with reported disabilities)

Age	Chronic illness	Hearing	Seeing	Self-care	Remembering / Concentrating	Communication	Physical
0-3y	12.9%	0.9%	1.3%	0.9%	0.5%	1.5%	3.9%
4-5y	8.8%	0.7%	2.1%	1.1%	1.0%	3.1%	2.9%
6-11y	15.3%	4.1%	7.1%	2.8%	3.1%	6.4%	6.6%
12-15y	6.6%	1.6%	3.8%	0.8%	1.8%	2.4%	3.8%
16-17y	2.3%	1.0%	1.6%	0.3%	0.5%	0.8%	1.7%

% children with reported disability or chronic illness by district



## Inclusive Education

% disabled children attending formal education

Attending formal education	46.2%
Not attending formal education	53.8%

Of the 381 out-of-school children with disabilities or chronic illness, 66.7% of girls and 60.7% of boys reported that the main reason for their out-of-school status was due to their condition.

Note: All disabilities were self-reported and require further verification by disability and health specialists.