



Settlement and Protection Profiling

Camp 20 Ukha, Cox's Bazar, Bangladesh

Nov / Dec 2018

December and April 2018 trend comparison

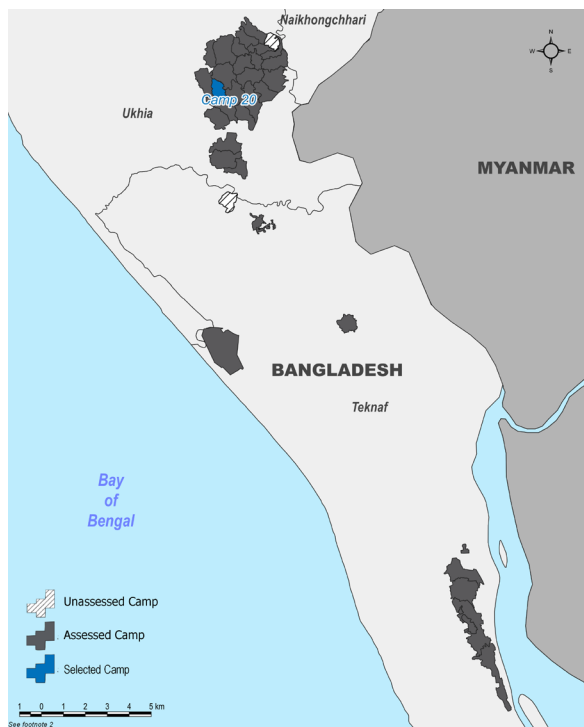
Background and methodology

This profile provides a multi-sector overview of conditions in the Rohingya sites in Cox's Bazar District, Bangladesh to offer insights on the evolving protection needs of refugees living in the camps. Data for the findings was collected in 33 camps from 25 November - 17 December, 2018 for the fourth round of Settlement and Protection Profiling (SPP) funded by UNHCR and implemented by REACH. Key indicators provide contextual and operational findings at the household level. Findings are compared to those of SPP Round 3 which took place from 7-27 March and 15-20 April, 2018¹. Translators Without Borders supported with translating the form into Rohingya.

Primary data was collected through household surveys randomly sampled from shelters located within 33 settlement boundaries. Results of this assessment are generalizable with 95% confidence level and 10% margin of error at the camp level. This factsheet presents an analysis of data collected in Camp 20, where 98 households were surveyed.

The Round 3 form was translated into Bangla then verbally translated into Rohingya by enumerators, while the Round 4 form was translated directly into Rohingya. It is therefore possible that potential differences in communicating questions between Round 3 and 4 may affect comparisons where relevant. Data collection began one week after an attempted repatriation to Myanmar, thus some eligible households chose not to participate out of fear of sharing detailed information. This fear may have created a bias towards those respondents who were willing to participate in this assessment. The non-response rate was 5%.

November/December 2018 data is presented in **dark blue**, and March/April 2018 data is presented in **light blue**.

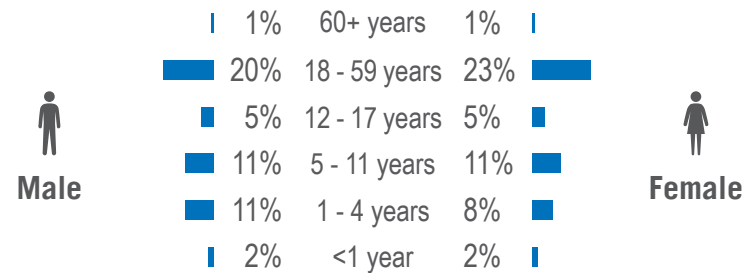


Key Camp Information

Camp Management Agency	RRRC
Site Management Support Agency	IOM / PUI
Population (individuals) ³	7,180
Population (families) ³	1,735
Camp Area	0.49 km ²
Population density	14,680 individuals/km ²

Demographics

Household composition by gender and age



55% of individuals are under 18

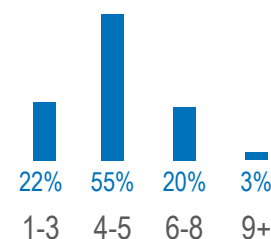
77% of individuals are women and children

Period of arrival³

90% of households arrived 25 August 2017 or later

Household size

Number of individuals per household:



There is an average of **4.6** individuals reported per household

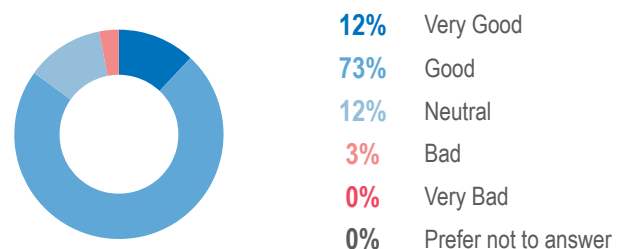
Persons with Specific Needs (PWSN)

% of families with Persons with Specific Needs (PWSN), by need³

Separated children	1%	Unaccompanied children	1%
Older person at risk	4%	Person with disability	5%
Older person at risk and children	3%	Single male parent with infants	1%
Serious medical condition	4%	Single female parent	17%
Families with PWSN	33%		

Protection

% of households reporting their perception of the current security situation in the camp⁴:



1. UNHCR, Bangladesh: UNHCR Camp Settlement and Protection Profiling - Round 3, Apr 2018. <http://bit.ly/2LRI49D>
 2. The boundaries and names used on this map do not imply official endorsement or acceptance by the United Nations
 3. RRRC/UNHCR population data and key demographical indicators (15 Nov 2018 dataset)
 4. Round 4 data only. This indicator was not present in SPP Round 3



Settlement and Protection Profiling - Camp 20

December and April 2018 trend comparison

Top five interventions reported as needing to change or improve in order to improve the sense of safety and security in the camps⁵:

Dec 2018			Apr 2018	
64%	Improved roads/paths	1	Warning systems	79%
48%	Advice from UN/NGOs	2	Site improvement	48%
44%	Disaster warning systems	3	Family unification points	19%
29%	Better camp management	4	Legal assistance	15%
26%	Locks for shelters	5	More police / military	14%

Top 3 main risks reported to be faced by adult men and women in the camp^{5,6,7}:

Men			Women	
33%	Kidnapping	1	Natural disasters	42%
32%	Natural disasters	2	No issues	40%
31%	No issues	3	Kidnapping	27%

Top 3 preferred sources of help reported for various forms of security incidents^{6,8}:

	Involving self or family with persons inside the camps	Involving self or family with persons outside the camp	Witness to security incident within the camps
1	Mahji 97%	Mahji 89%	Mahji 84%
2	CiC 69%	CiC 82%	CiC 80%
3	Army 28%	Army 39%	Army 32%



Food Security

Food assistance

Dec 2018		Apr 2018
89%	of households reported accessing food assistance in the 30 days prior to data collection. Of these, the most common sources were ⁸ :	93%
	WFP / Humanitarian actors	99%
	Bangladesh army	6%
	Private donations	0%
	Other	0%

Consumption-based coping strategies

Top 3 most commonly reported consumption-based coping strategies⁸:

Dec 2018		Apr 2018
Borrow food	82%	79%
Eat less preferred food	57%	79%
Limit portion size	54%	2%

Infant nutrition

Dec 2018		Apr 2018
35%	of households with children under 5 reported receiving a supplementary feeding ration for children under 5 in the 30 days prior to data collection	50%
11%	of households reported receiving a breast-milk substitute donation since arriving in Bangladesh ⁹	6%



Water Sanitation and Hygiene

Water treatment

Dec 2018		Apr 2018
69%	of households reported treating water	60%
45%	of households reported using chlorination tablets (Aquatabs)	53%

Water sources

% of households reporting their main source of drinking water:

Dec 2018		Apr 2018
100%	Tubewell/borehole	97%
0%	Piped water	3%
0%	Tanker truck	0%
0%	Rainwater	0%
0%	Surface water	N/A
0%	Protected dugwell	N/A
0%	Unprotected dugwell	N/A
0%	Protected spring	N/A
0%	Water tank	N/A
0%	Cart w small drum	N/A

Hygiene practices

Dec 2018		Apr 2018
49%	of households reported having access to soap	60%
84%	of households reported using public latrines as the usual facility for defecation	54%

7. These results are based on the respondent's subjective perception of risks in the camp, and not the actual number of security incidents

8. Respondents could select multiple options

9. In April data collection, this was asked to every household. In December data collection, this was asked only to households reporting children under 5 in the household.

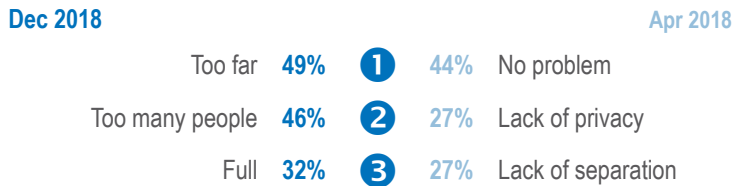


Settlement and Protection Profiling - Camp 20

December and April 2018 trend comparison

Latrines

Top three reported issues with latrines¹⁰:

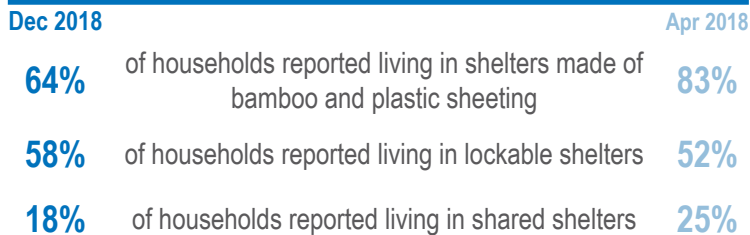


1.2.3 Priority Needs

Top 3 reported first, second and third priority needs^{11,12}:

	First priority need	Second priority need	Third priority need
1	Fuel 56%	Access to food 31%	Clothing 29%
2	Access to food 23%	Fuel 22%	Household/ cooking items 22%
3	Shelter materials 12%	Clothing 17%	Access to food 19%


Shelter



Non-Food Items (NFIs)


Fuel

% of households reporting their main source of fuel:



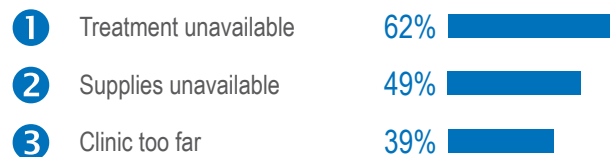
10. Respondents could select multiple options
 11. Respondents could give up to three answers
 12. Round 4 data only. This indicator was not present in SPP Round 3.

Top 3 most important forms of assistance reported as needed to address household shelter needs^{11,12}:



Health

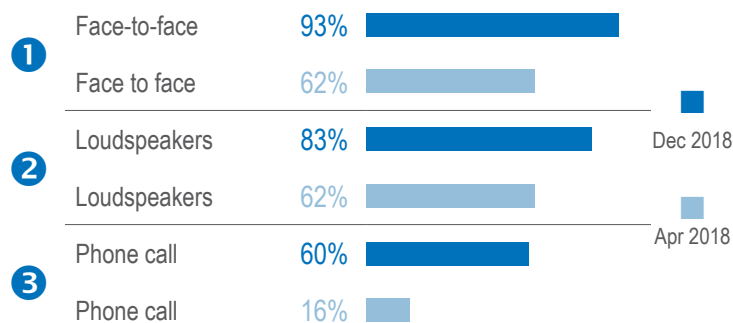
Top 3 reported concerns about healthcare in the camp^{11,12}:



Communication with Communities

Sources of information

Top 3 reported preferred methods of communication¹²:



Site Management

10% of households reported they face barriers in accessing assistance in the camps¹⁰. Of these households, the most common assistance types that households face barriers accessing are^{10,12}:



Education

88% of households reported they are satisfied with the education available in the camps¹¹

Top 3 education priorities for children^{10,12}:

