



# Settlement and Protection Profiling

Camp 16 Ukha, Cox's Bazar, Bangladesh

Nov / Dec 2018

December and April 2018 trend comparison

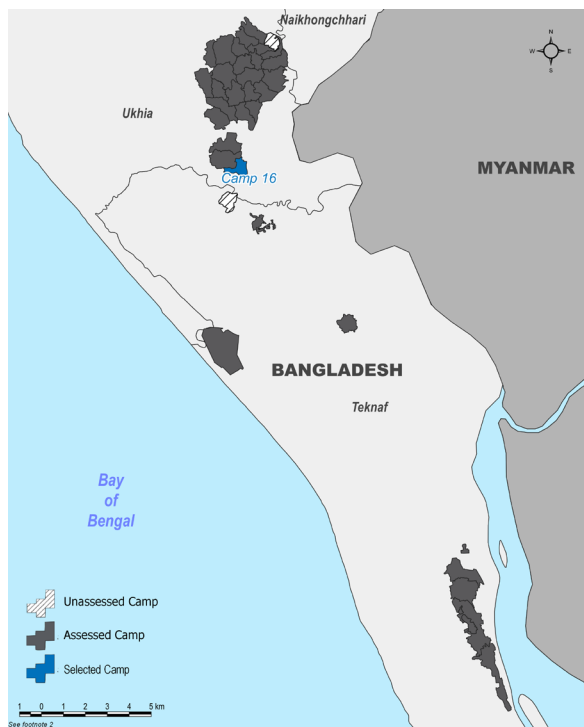
## Background and methodology

This profile provides a multi-sector overview of conditions in the Rohingya sites in Cox's Bazar District, Bangladesh to offer insights on the evolving protection needs of refugees living in the camps. Data for the findings was collected in 33 camps from 25 November - 17 December, 2018 for the fourth round of Settlement and Protection Profiling (SPP) funded by UNHCR and implemented by REACH. Key indicators provide contextual and operational findings at the household level. Findings are compared to those of SPP Round 3 which took place from 7-27 March and 15-20 April, 2018<sup>1</sup>. Translators Without Borders supported with translating the form into Rohingya.

Primary data was collected through household surveys randomly sampled from shelters located within 33 settlement boundaries. Results of this assessment are generalizable with 95% confidence level and 10% margin of error at the camp level. This factsheet presents an analysis of data collected in Camp 16, where 99 households were surveyed.

The Round 3 form was translated into Bangla then verbally translated into Rohingya by enumerators, while the Round 4 form was translated directly into Rohingya. It is therefore possible that potential differences in communicating questions between Round 3 and 4 may affect comparisons where relevant. Data collection began one week after an attempted repatriation to Myanmar, thus some eligible households chose not to participate out of fear of sharing detailed information. This fear may have created a bias towards those respondents who were willing to participate in this assessment. The non-response rate was 5%.

November/December 2018 data is presented in **dark blue**, and March/April 2018 data is presented in **light blue**.

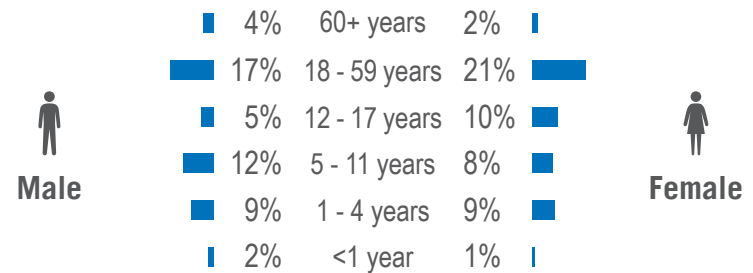


## Key Camp Information

Camp Management Agency	RRRC
Site Management Support Agency	IOM / CARE
Population (individuals) <sup>3</sup>	21,639
Population (families) <sup>3</sup>	4,839
Camp Area	0.52 km <sup>2</sup>
Population density	41,526 individuals/km <sup>2</sup>

## Demographics

### Household composition by gender and age



**56%** of individuals are under 18

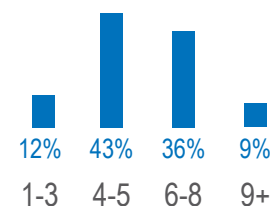
**77%** of individuals are women and children

### Period of arrival<sup>3</sup>

**94%** of households arrived 25 August 2017 or later

### Household size

Number of individuals per household:



There is an average of **5.6** individuals reported per household

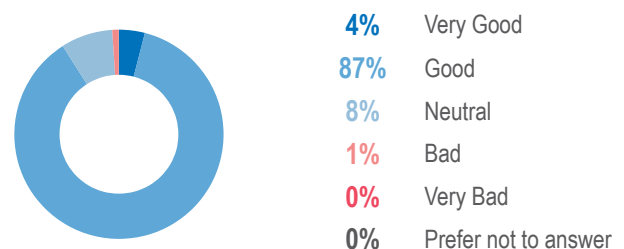
### Persons with Specific Needs (PWSN)

% of families with Persons with Specific Needs (PWSN), by need<sup>3</sup>

Separated children	2%	Unaccompanied children	0%
Older person at risk	4%	Person with disability	3%
Older person at risk and children	2%	Single male parent with infants	1%
Serious medical condition	3%	Single female parent	15%
Families with PWSN	27%		

## Protection

% of households reporting their perception of the current security situation in the camp<sup>4</sup>:



1. UNHCR, Bangladesh: UNHCR Camp Settlement and Protection Profiling - Round 3, Apr 2018. <http://bit.ly/2LRI49D>  
 2. The boundaries and names used on this map do not imply official endorsement or acceptance by the United Nations  
 3. RRRC/UNHCR population data and key demographical indicators (15 Nov 2018 dataset)  
 4. Round 4 data only. This indicator was not present in SPP Round 3



# Settlement and Protection Profiling - Camp 16

December and April 2018 trend comparison

Top five interventions reported as needing to change or improve in order to improve the sense of safety and security in the camps<sup>5</sup>:

Dec 2018			Apr 2018	
61%	Advice from UN/NGOs	1	Warning systems	39%
55%	Improved roads/paths	2	Nothing	32%
41%	Better camp management	3	Site improvement	24%
27%	Disaster warning systems	4	Legal assistance	17%
27%	Improved access for vulnerable persons	5	More police / military	17%

Top 3 main risks reported to be faced by adult men and women in the camp<sup>5,6,7</sup>:

Men			Women	
51%	No issues	1	No issues	54%
41%	Kidnapping	2	Kidnapping	32%
34%	Other	3	Risk of sexual assault	26%

Top 3 preferred sources of help reported for various forms of security incidents<sup>6,8</sup>:

	Involving self or family with persons inside the camps	Involving self or family with persons outside the camp	Witness to security incident within the camps
1	Mahji 97%	Mahji 85%	Mahji 87%
2	CiC 61%	CiC 77%	CiC 74%
3	Army 38%	Army 48%	Army 58%

## Food Security

### Food assistance

Dec 2018		Apr 2018
93%	of households reported accessing food assistance in the 30 days prior to data collection. Of these, the most common sources were <sup>8</sup> :	96%
100%	WFP / Humanitarian actors	
40%		
0%	Bangladesh army	
8%		
0%	Private donations	
N/A		
0%	Other	
N/A		

## Consumption-based coping strategies

Top 3 most commonly reported consumption-based coping strategies<sup>8</sup>:

Dec 2018		Apr 2018
78%	Borrow food	61%
58%	Eat less preferred food	18%
55%	Limit portion size	2%

## Infant nutrition

Dec 2018		Apr 2018
87%	of households with children under 5 reported receiving a supplementary feeding ration for children under 5 in the 30 days prior to data collection	33%
19%	of households reported receiving a breast-milk substitute donation since arriving in Bangladesh <sup>9</sup>	10%



## Water Sanitation and Hygiene

### Water treatment

Dec 2018		Apr 2018
88%	of households reported treating water	24%
56%	of households reported using chlorination tablets (Aquatabs)	20%

### Water sources

% of households reporting their main source of drinking water:

Dec 2018		Apr 2018
93%	Tubewell/borehole	96%
0%	Piped water	4%
0%	Tanker truck	0%
0%	Rainwater	0%
0%	Surface water	N/A
0%	Protected dugwell	N/A
0%	Unprotected dugwell	N/A
0%	Protected spring	N/A
7%	Water tank	N/A
0%	Cart w small drum	N/A

### Hygiene practices

Dec 2018		Apr 2018
56%	of households reported having access to soap	89%
68%	of households reported using public latrines as the usual facility for defecation	72%

7. These results are based on the respondent's subjective perception of risks in the camp, and not the actual number of security incidents

8. Respondents could select multiple options

9. In April data collection, this was asked to every household. In December data collection, this was asked only to households reporting children under 5 in the household.

5. Respondents could give up to three answers  
6. Round 4 data only. This indicator was not present in SPP Round 3



# Settlement and Protection Profiling - Camp 16

## December and April 2018 trend comparison

### Latrines

Top three reported issues with latrines<sup>10</sup>:

Dec 2018

Apr 2018

Too many people	61%	1	42%	Not enough
No gender separation	55%	2	37%	No problem
Full	45%	3	34%	Full

### 1.2.3 Priority Needs

Top 3 reported first, second and third priority needs<sup>11,12</sup>:

	First priority need	Second priority need	Third priority need
1	Access to food 34%	Clothing 28%	Clothing 27%
2	Fuel 31%	Household/cooking items 24%	Household/cooking items 23%
3	Household/cooking items 13%	Fuel 15%	Access to food 16%

### Shelter

Dec 2018

Apr 2018

66%	of households reported living in shelters made of bamboo and plastic sheeting	59%
67%	of households reported living in lockable shelters	83%
15%	of households reported living in shared shelters	46%

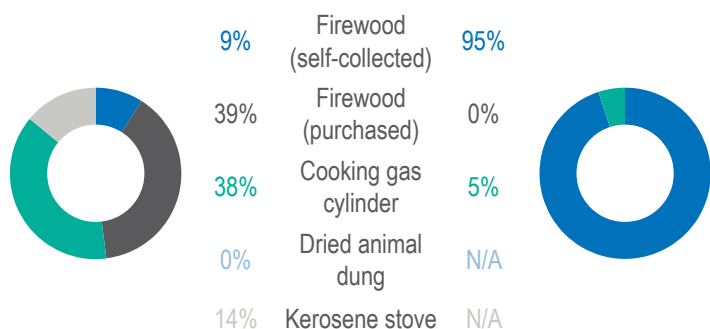
### Non-Food Items (NFIs)

#### Fuel

% of households reporting their main source of fuel:

Dec 2018

Apr 2018




Dec 2018

Apr 2018

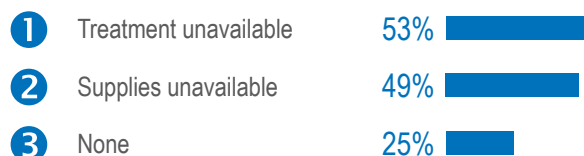
98%	of households reported cooking inside their shelter	97%
77%	of households reported receiving NFI kits since arriving in Bangladesh	87%

Top 3 most important forms of assistance reported as needed to address household shelter needs<sup>11,12</sup>:



### Health

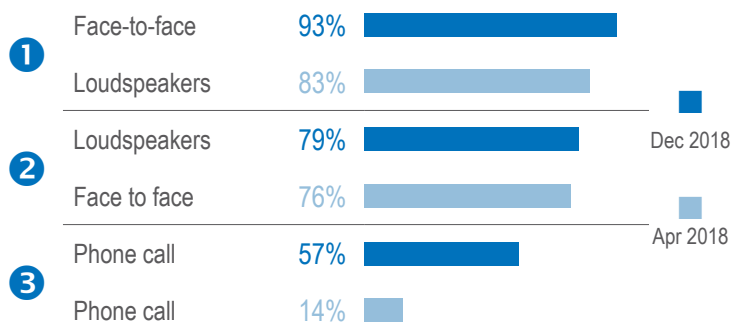
Top 3 reported concerns about healthcare in the camp<sup>11,12</sup>:



### Communication with Communities

#### Sources of information

Top 3 reported preferred methods of communication<sup>12</sup>:



### Site Management

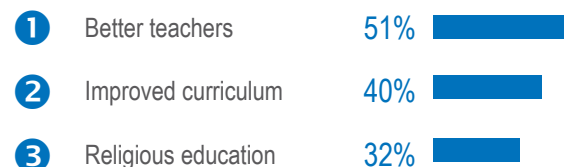
4% of households reported they face barriers in accessing assistance in the camps<sup>10</sup>. Of these households, the most common assistance types that households face barriers accessing are<sup>10,12</sup>:



### Education

76% of households reported they are satisfied with the education available in the camps<sup>11</sup>

Top 3 education priorities for children<sup>10,12</sup>:



10. Respondents could select multiple options  
 11. Respondents could give up to three answers  
 12. Round 4 data only. This indicator was not present in SPP Round 3.