



Settlement and Protection Profiling

Camp 14 Ukha, Cox's Bazar, Bangladesh

Nov / Dec 2018

December and April 2018 trend comparison

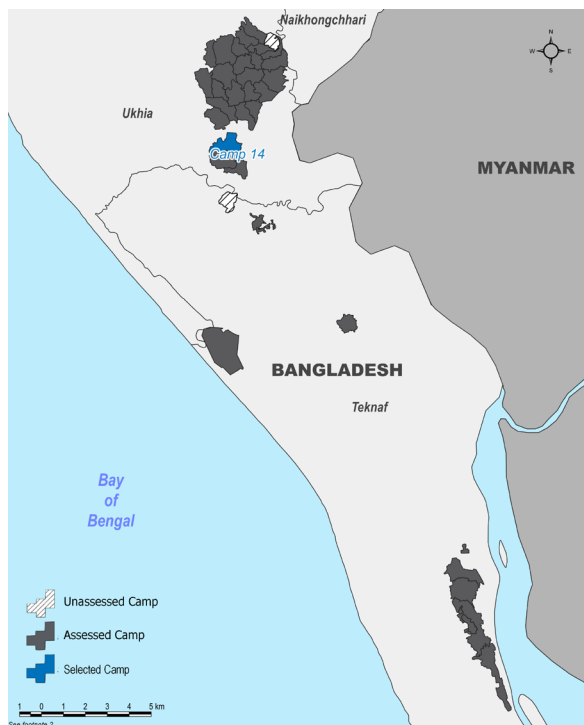
Background and methodology

This profile provides a multi-sector overview of conditions in the Rohingya sites in Cox's Bazar District, Bangladesh to offer insights on the evolving protection needs of refugees living in the camps. Data for the findings was collected in 33 camps from 25 November - 17 December, 2018 for the fourth round of Settlement and Protection Profiling (SPP) funded by UNHCR and implemented by REACH. Key indicators provide contextual and operational findings at the household level. Findings are compared to those of SPP Round 3 which took place from 7-27 March and 15-20 April, 2018¹. Translators Without Borders supported with translating the form into Rohingya.

Primary data was collected through household surveys randomly sampled from shelters located within 33 settlement boundaries. Results of this assessment are generalizable with 95% confidence level and 10% margin of error at the camp level. This factsheet presents an analysis of data collected in Camp 14, where 96 households were surveyed.

The Round 3 form was translated into Bangla then verbally translated into Rohingya by enumerators, while the Round 4 form was translated directly into Rohingya. It is therefore possible that potential differences in communicating questions between Round 3 and 4 may affect comparisons where relevant. Data collection began one week after an attempted repatriation to Myanmar, thus some eligible households chose not to participate out of fear of sharing detailed information. This fear may have created a bias towards those respondents who were willing to participate in this assessment. The non-response rate was 5%.

November/December 2018 data is presented in **dark blue**, and March/April 2018 data is presented in **light blue**.

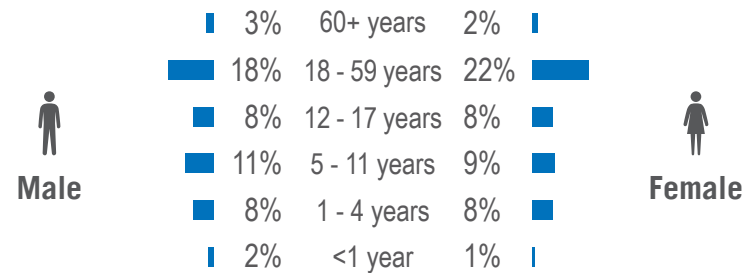


Key Camp Information

Camp Management Agency	RRRC
Site Management Support Agency	IOM / ACF
Population (individuals) ³	31,357
Population (families) ³	6,904
Camp Area	0.86 km ²
Population density	36,596 individuals/km ²

Demographics

Household composition by gender and age



55% of individuals are under 18

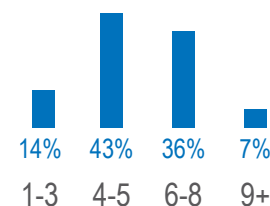
77% of individuals are women and children

Period of arrival³

91% of households arrived 25 August 2017 or later

Household size

Number of individuals per household:



There is an average of **5.5** individuals reported per household

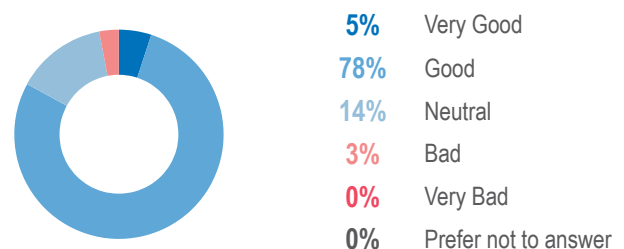
Persons with Specific Needs (PWSN)

% of families with Persons with Specific Needs (PWSN), by need³

Separated children	2%	Unaccompanied children	1%
Older person at risk	5%	Person with disability	3%
Older person at risk and children	2%	Single male parent with infants	1%
Serious medical condition	4%	Single female parent	14%
Families with PWSN	28%		

Protection

% of households reporting their perception of the current security situation in the camp⁴:



1. UNHCR, Bangladesh: UNHCR Camp Settlement and Protection Profiling - Round 3, Apr 2018. <http://bit.ly/2LRI49D>
 2. The boundaries and names used on this map do not imply official endorsement or acceptance by the United Nations
 3. RRRC/UNHCR population data and key demographical indicators (15 Nov 2018 dataset)
 4. Round 4 data only. This indicator was not present in SPP Round 3



Settlement and Protection Profiling - Camp 14

December and April 2018 trend comparison

Top five interventions reported as needing to change or improve in order to improve the sense of safety and security in the camps⁵:

Dec 2018			Apr 2018	
76%	Improved roads/paths	1	Warning systems	60%
56%	Advice from UN/NGOs	2	Site improvement	35%
46%	Better camp management	3	Legal assistance	33%
31%	Disaster warning systems	4	Transparent governance	21%
21%	Increased policing	5	More police / military	20%

Top 3 main risks reported to be faced by adult men and women in the camp^{5,6,7}:

Men			Women	
55%	Kidnapping	1	Kidnapping	54%
43%	Violence within community	2	Natural disasters	39%
41%	Natural disasters	3	Violence within home	38%

Top 3 preferred sources of help reported for various forms of security incidents^{6,8}:

	Involving self or family with persons inside the camps	Involving self or family with persons outside the camp	Witness to security incident within the camps
1	Mahji 96%	Mahji 92%	Mahji 96%
2	Army 64%	Army 81%	Army 75%
3	CiC 62%	CiC 70%	CiC 69%



Food Security

Food assistance

Dec 2018		Apr 2018
91%	of households reported accessing food assistance in the 30 days prior to data collection. Of these, the most common sources were ⁸ :	98%
100%	WFP / Humanitarian actors	100%
3%	Bangladesh army	7%
0%	Private donations	N/A
0%	Other	N/A

Consumption-based coping strategies

Top 3 most commonly reported consumption-based coping strategies⁸:

Dec 2018		Apr 2018
84%	Borrow food	50%
61%	Limit portion size	17%
51%	Eat less preferred food	1%

Infant nutrition

Dec 2018		Apr 2018
92%	of households with children under 5 reported receiving a supplementary feeding ration for children under 5 in the 30 days prior to data collection	76%
15%	of households reported receiving a breast-milk substitute donation since arriving in Bangladesh ⁹	6%



Water Sanitation and Hygiene

Water treatment

Dec 2018		Apr 2018
95%	of households reported treating water	7%
81%	of households reported using chlorination tablets (Aquatabs)	2%

Water sources

% of households reporting their main source of drinking water:

Dec 2018		Apr 2018
86%	Tubewell/borehole	84%
0%	Piped water	12%
0%	Tanker truck	4%
0%	Rainwater	0%
0%	Surface water	N/A
0%	Protected dugwell	N/A
0%	Unprotected dugwell	N/A
0%	Protected spring	N/A
14%	Water tank	N/A
0%	Cart w small drum	N/A

Hygiene practices

Dec 2018		Apr 2018
94%	of households reported having access to soap	75%
80%	of households reported using public latrines as the usual facility for defecation	73%

7. These results are based on the respondent's subjective perception of risks in the camp, and not the actual number of security incidents

8. Respondents could select multiple options

9. In April data collection, this was asked to every household. In December data collection, this was asked only to households reporting children under 5 in the household.



Settlement and Protection Profiling - Camp 14

December and April 2018 trend comparison

Latrines

Top three reported issues with latrines¹⁰:

Dec 2018			Apr 2018		
Too many people	68%	1	47%	No problem	
Full	44%	2	27%	Lack of privacy	
Unsafe route to latrine	43%	3	27%	Lack of separation	

1.2.3 Priority Needs

Top 3 reported first, second and third priority needs^{11,12}:

	First priority need	Second priority need	Third priority need
1	Fuel 54%	Fuel 21%	Clothing 26%
2	Access to food 28%	Access to food 20%	Household/ cooking items 20%
3	Household/ cooking items 5%	Clothing 18%	Access to food 12%


Shelter

Dec 2018		Apr 2018
74%	of households reported living in shelters made of bamboo and plastic sheeting	92%
57%	of households reported living in lockable shelters	42%
16%	of households reported living in shared shelters	63%

Non-Food Items (NFIs)

Fuel

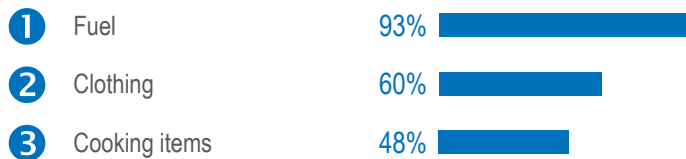
% of households reporting their main source of fuel:



Dec 2018		Apr 2018
100%	of households reported cooking inside their shelter	97%
78%	of households reported receiving NFI kits since arriving in Bangladesh	93%

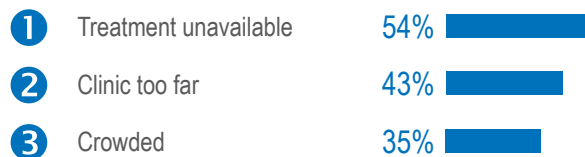
10. Respondents could select multiple options
 11. Respondents could give up to three answers
 12. Round 4 data only. This indicator was not present in SPP Round 3.

Top 3 most important forms of assistance reported as needed to address household shelter needs^{11,12}:



Health

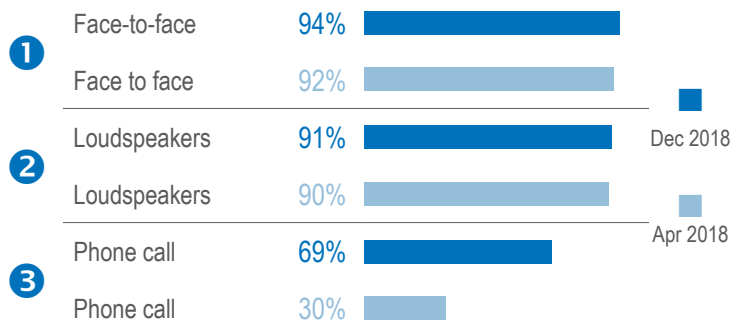
Top 3 reported concerns about healthcare in the camp^{11,12}:



Communication with Communities

Sources of information

Top 3 reported preferred methods of communication¹²:



Site Management

6% of households reported they face barriers in accessing assistance in the camps¹⁰. Of these households, the most common assistance types that households face barriers accessing are^{10,12}:



Education

60% of households reported they are satisfied with the education available in the camps¹¹

Top 3 education priorities for children^{10,12}:

